


MID-MICHIGAN DISTRICT HEALTH DEPARTMENT
QUARTERLY SERVICE REPORT

FY 14/15
Fourth Quarter, July 1, 2015 - September 30, 2015

This report provides information regarding every program operated by the Mid-Michigan District Health Department, on a county-by-county and a district wide basis. Planned and actual service activities by program are included. Data is also organized in columns to provide comparisons of program data over two (2) periods: 1) Current Quarter and 2) Year-To-Date/Same Period, Previous Year. For additional information or clarification of the data presented in this report, please contact the Health Officer at (989) 831-3610.

<u>MATERNAL AND CHILD HEALTH SERVICES</u>	<u>PAGE NO.</u>
District Wide	1-2
Clinton County	6
Gratiot County	10-11
Montcalm County	15
 <u>COMMUNITY HEALTH AND EDUCATION</u>	
District Wide	3
Clinton County	7
Gratiot County	12
Montcalm County	16
 <u>ENVIRONMENTAL HEALTH</u>	
District Wide	4-5
Clinton County	8-9
Gratiot County	13-14
Montcalm County	17-18

Dated: October 28, 2015


Mark W. (Marcus) Cheatham, Ph.D.
Health Officer

Mid-Michigan District Health Department Program Listing

Community Health and Education Division Programs

WOMEN, INFANT AND CHILDREN (WIC) NUTRITION PROGRAM: The WIC program is a federally-funded health and nutrition program designed to improve health outcomes for eligible women, infants and children. This is accomplished by providing nutritious food, nutrition education, breastfeeding promotion and support, and referrals to health and other services. Each year, the clients spend approximately \$2.7 million worth of benefits in the local stores and food pantries throughout our district.

FLUORIDE VARNISH PROGRAM: The Fluoride Varnish program provides dental screenings and fluoride varnish applications to children 0-5 years of age. Fluoride varnish is a material that is painted on teeth to prevent decay. The services are provided in the WIC clinics, Head Start centers and Great Start Readiness Preschools.

FAMILY PLANNING (FP) PROGRAM: FP services help women and men determine if and when they want to have a child. Services include screening for breast and cervical cancer, sexually transmitted infections (STI's) and other health issues, in addition to providing a full range of birth control information and supplies. The program promotes maternal health through client education, counseling and referral to community resources for social and medical issues. Services are strictly confidential and provided on a sliding fee scale.

CHILDRENS SPECIAL HEALTH CARE SERVICES (CSHCS): The Mid-Michigan District Health Department (MMDHD) serves as the local representative for the Michigan Department of Community Health CSHCS program. CSHCS are for children and some adults with special health care needs. Family-centered services include case management and care coordination to assist families in accessing and navigating complex medical specialty systems. Clients are assessed and referred to community resources.

MATERNAL INFANT HEALTH PROGRAM (MIHP): MIHP is a program for infants and pregnant women with Medicaid health insurance. MIHP provides support to promote healthy pregnancies, good birth outcomes and healthy infants by providing assessments, health education counseling and referrals to community resources. Services are provided by a multi-disciplinary team consisting of a Public Health Nurse, Social Worker and Dietitian, usually in the client's home environment.

IMMUNIZATION PROGRAM: The Immunization Program provides vaccinations for preventable diseases for children, teens and adults. The Vaccines for Children (VFC) program provides vaccines at no cost to eligible children, from birth through 18 years of age, who are on Medicaid, have no health insurance, or meet other qualifying conditions.

Mid-Michigan District Health Department Program Listing

ACUTE COMMUNICABLE DISEASE/TB CONTROL PROGRAM: The Communicable Disease (CD) program provides surveillance, reporting, controlling and preventing infectious diseases in the community. The TB Control program provides diagnosis, treatment and prevention of tuberculosis in cooperation with the family physician and or the MMDHD Medical Director. Medication is provided for treatment and prevention of TB.

SEXUALLY TRANSMITTED INFECTIONS (STI)/HIV COUNSELING, TESTING and CONTROL PROGRAM: STI services include diagnosis, treatment, counseling and partner notification for STI exposures. STI prevention education is provided with the goal of decreasing costly complications from infections, and saving substantial public and private healthcare dollars. Services are strictly confidential. Anonymous and confidential HIV counseling and testing is also provided. Clients needing treatment or follow-up are referred to the regional provider of these services.

HEARING SCREENING PROGRAM: By law, all children must be screened for hearing at least once between the ages of three and five years old, in kindergarten, second, and fourth grades. Early identification of hearing problems can prevent developmental, social and emotional delays. Children identified with hearing problems are referred to physicians for further evaluation.

VISION SCREENING PROGRAM: Vision screening takes place at least once between the ages of three and five years old, first, fifth, and seventh grades. Early identification of vision problems can enhance academic achievement and prevent permanent loss of vision. Children identified with vision problems are referred for follow-up.

Environmental Health Division Programs

FOOD SERVICE SANITATION PROGRAM: Periodic inspections of food service establishments, mobile food units, and vending machines for compliance with public health standards; includes recommendations for licensures, review of plans and specifications for new and remodeled establishments, educational activities, and investigations of reports of foodborne illnesses.

PRIVATE AND SEMI-PUBLIC ON-SITE SEWAGE DISPOSAL PROGRAM: Assures the adequate and proper disposal of wastewater in areas not served by public sewage systems; accomplished through proper design, inspection and management of various methods of sewage effluent disposal.

PRIVATE, PUBLIC, AND NON-COMMUNITY WATER SUPPLY PROGRAM: Protects sources of drinking water, assures proper plugging of abandoned wells, and assures private/public water supplies are constructed, maintained, and operated in compliance with state and federal safe drinking water supply standards.

Mid-Michigan District Health Department Program Listing

NUISANCE ABATEMENT PROGRAM: Investigation and management of complaints alleged, including public or private nuisances or unsanitary conditions.

WATER AND SEWAGE SYSTEM EVALUATION PROGRAM: Evaluation of operation and construction of existing water supply and sewage disposal systems against State and Local standards.

Fourth Quarter Division Report

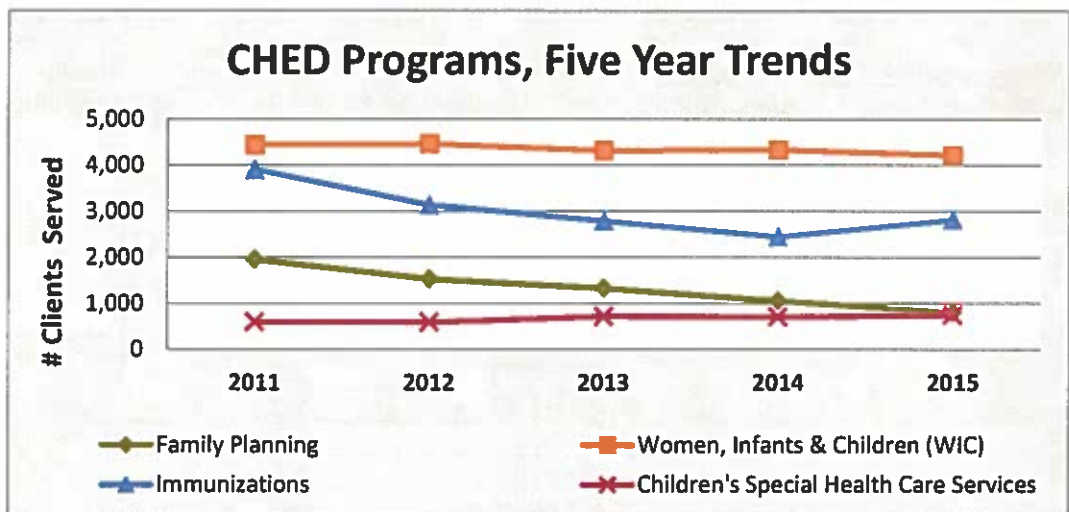
(July 1, 2015 through September 30, 2015)

Community Health and Education Division

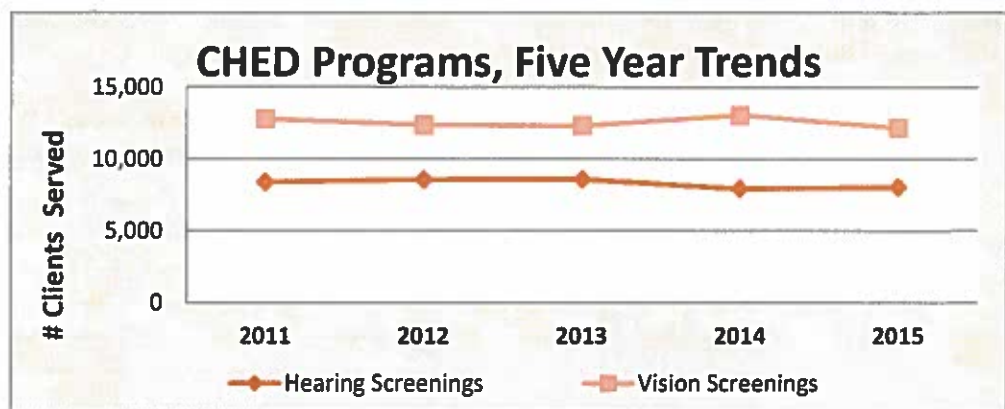
Andrea Tabor, Director

The two charts below include the five-year trend for our major programs. While Women, Infants, and Children (WIC), Children’s Special Health Care Services, and Hearing and Vision Programs are consistent in the number of clients served (total of 25,161 clients); there have been consistent decreases in the number of clients served (total of 3,626) in the Immunization (IMMS) and Family Planning (FP) Programs. The drop in the IMMS Program is attributed to many of the pharmacies (e.g., Rite Aid, Walgreens) that are offering immunizations. Some of the staffing resources have been shifted to providing IMMS Waivers, which became a requirement as of January 1, 2015, and additional education to providers’ offices (which is a billable service).

As mentioned previously, the drop in the FP Program is largely due to the expansion of Medicaid which resulted in some of our clients getting health care coverage. These clients are now accessing services with a primary care provider, which is good. We know that there are still men and women in our communities that are in need of FP services that aren’t aware of what we offer. As a result, we are focusing outreach efforts to inform the harder-to-reach populations (such as the migrant population and those who access homeless and domestic violence centers). The Michigan Department of Health and Human Services (MDHHS) recently announced that they are in the process of designing and implementing a statewide promotional campaign regarding the FP Program targeting the hard-to-reach populations that will be launched soon.



	CLIENTS SERVED	
	FP	IMMS
2007	2,495	4,331
2008	2,320	4,283
2009	2,347	3,947
2010	2,107	3,994
2011	1,952	3,904
2012	1,531	3,136
2013	1,329	2,789
2014	1,057	2,448
2015	807	2,816



Fourth Quarter Division Report

(July 1, 2015 through September 30, 2015)

Environmental Health Division

Bob Guin, Director

Food Service Sanitation Program – Summarized below are several FY 14/15 service totals for the food service sanitation program. An eight-year historical comparison is provided for consideration. Other than a slight increase in requests for temporary food event licenses this past year, overall activity in the Food Service Program remained steady with last year.

Year	Number of Licensed Establishments	Number of Completed Inspections (non-temporary)	Number of Temporary Establishments	Number of Plan Reviews Approved
2007-2008	605	1320	234	33
2008-2009	599	1422	241	25
2009-2010	598	1527	280	35
2010-2011	597	1180	314	23
2011-2012	585	1058	214	42
2012-2013	569	1088	193	33
2013-2014	583	1086	178	31
2014-2015	584	1087	194	26

Water Quality Control Program – A rebound in demand for water well permits, driven mostly by an increase in demand in Montcalm County, sent the overall water well permit total for FY 14/15 to the highest total in 6 years and just short of 2007-2008 well permit totals.

Year	Number of Water Well Permit Applications
2007-2008	568
2008-2009	512
2009-2010	474
2010-2011	524
2011-2012	532
2012-2013	558
2013-2014	542
2014-2015	561

On-Site Sewage Disposal Program – Provided below are two of the primary on-site sewage disposal program indicators. Vacant lands represent clients investigating new properties for possible building projects, while sewage disposal permit applications reflect both new construction and repair/remodel activities. Unanticipated demand in Montcalm County pushed overall sewage disposal program totals to the highest demand since 2007.

Year	Number of Vacant Land Applications	Number of Sewage Disposal Permit Applications
2007-2008	128	366
2008-2009	65	303
2009-2010	77	309
2010-2011	93	285
2011-2012	116	337
2012-2013	108	314
2013-2014	135	302
2014-2015	152	387

Quarterly Service Report
Mid-Michigan District Health Department
Community Health & Education Services

QTR Verified by Div Dir			
1st	2nd	3rd	4th
X	X	X	X

District Wide (DW)

COMMUNITY HEALTH & EDUCATION PROGRAMS	Clinton 2014/2015				Gratiot 2014/2015				Montcalm 2014/2015				DW Year To Date 2014/2015				YTD FY Total	FY Goal	DW Prev. Year to Date 2013/2014			
	1st	2nd	3rd	4th	1st	2nd	3rd	4th	1st	2nd	3rd	4th	1st	2nd	3rd	4th			1st	2nd	3rd	4th
WOMEN, INFANTS & CHILDREN																						
A. Clients Served	1087	1072	1068	1033	1305	1284	1304	1294	1871	1853	1855	1822	4263	4209	4227	4149	4212	4500	4220	4380	4382	4355
B. Client Visits	878	993	1038	941	1128	1340	1428	1183	1727	1887	1987	1838	3733	4220	4453	3962	16368	17000	3869	4212	4373	4344
FAMILY PLANNING																						
A. Clients Served	97	88	105	104	165	152	149	143	130	121	123	134	392	361	377	381	807	1550	560	494	475	441
B. Client Visits	97	103	119	117	187	174	166	157	137	140	144	152	421	417	429	426	1693	2400	620	559	537	499
IMMUNIZATION																						
A. Clients Served	374	218	189	379	473	168	103	160	418	258	155	334	1265	644	447	873	2816	2800	1204	573	509	567
B. Client Visits	389	234	203	400	483	171	110	168	434	268	170	348	1306	673	483	916	3378	3500	1249	617	550	586
C. Immunizations Administered	755	569	474	738	650	323	217	250	742	555	331	517	2147	1447	1022	1505	6121	7000	2239	1445	1294	1283
CHILDREN SPECIAL HEALTH CARE																						
A. Clients Served	101	144	121	141	71	79	103	91	156	165	157	185	328	388	381	417	747	720	299	311	426	355
B. Billable Client Contacts	30	36	42	32	28	25	30	29	40	39	38	41	98	100	110	102	410	390	65	70	123	118
C. Non-Billable Client Contacts	188	339	252	283	78	118	157	145	187	192	181	200	453	649	590	628	2320	2000	389	413	637	526
MATERNAL INFANT HEALTH																						
A. Clients Served					122	133	139	136					122	133	139	136	272	278	112	116	124	139
B. Billable Visits					256	255	297	296					256	255	297	296	1104	1560	215	217	275	288
COMMUNICABLE DISEASE/TB CONTROL																						
A. Case Count	101	154	153	171	44	79	97	69	120	163	156	165	265	396	406	405	1472	N/A	304	334	397	390
SEXUALLY TRANSMITTED DISEASE CONTROL																						
A. Clients Served	13	11	13	6	20	20	12	16	27	28	24	25	60	59	49	47	188	N/A	60	38	41	47
B. Client Visits	18	11	22	9	25	27	16	17	30	28	26	28	73	66	64	54	257	N/A	67	50	51	56

Quarterly Service Report
 Mid-Michigan District Health Department
 Community Health & Education Services
 District Wide (DW)

QTR Verified by Div Dir			
1st	2nd	3rd	4th
X	X	X	X

COMMUNITY HEALTH & EDUCATION PROGRAMS	Clinton 2014/2015				Gratiot 2014/2015				Montcalm 2014/2015				DW Year To Date 2014/2015				YTD FY Goal	FY Goal	DW Prev. Year to Date 2013/2014			
	1st	2nd	3rd	4th	1st	2nd	3rd	4th	1st	2nd	3rd	4th	1st	2nd	3rd	4th			1st	2nd	3rd	4th
HEARING SCREENING																						
A. # of Screenings	806	1459	577	97	855	680	265	69	1602	1081	375	176	3263	3220	1217	342	8042	8000	3544	2614	871	902
VISION SCREENING																						
A. # of Screenings	2059	1398	774	313	871	1423	702	69	1897	1714	754	186	4827	4535	2230	568	12160	13000	4983	4088	2863	1118
FLUORIDE VARNISH																						
A. # of Clients Served during Clinic	12	23	38	26	11	37	61	57	31	69	41	54	54	129	140	137	415	750	0	16	185	186
B. # of Head Start Clients Served									519	203	139	149	519	203	139	149	800	840	314	54	218	157
BLOOD LEAD																						
A. Clients Served	66	69	85	75	77	82	116	91	110	144	183	225	253	295	384	391	1275	1200	284	249	337	347
BREAST & CERVICAL CANCER CONTROL																						
A. Clients Served	5	7	10	6	5	2	6	8					10	9	16	14	49	115	22	32	10	7
HIV SCREENING																						
A. Clients Served	0	0	0	1	5	4	6	11	13	10	8	12	18	14	14	24	68	N/A	12	11	18	12

Note: FV data for Head Start includes Montcalm, Gratiot, Isabella, and Ionia counties. So we placed them all in Montcalm as that seemed the most logical for tracking purposes.

Quarterly Service Report
Mid-Michigan District Health Department
Environmental Health Services
District Wide (DW)

QTR Verified by Div Dir			
1st	2nd	3rd	4th
x	x	x	x

ENVIRONMENTAL HEALTH PROGRAMS	Clinton 2014/2015				Gratiot 2014/2015				Montcalm 2014/2015				DW Year To Date 2014/2015				YTD FY Total	FY Goal	DW Prev. Year to Date 2013/2014			
	1st	2nd	3rd	4th	1st	2nd	3rd	4th	1st	2nd	3rd	4th	1st	2nd	3rd	4th			1st	2nd	3rd	4th
FOOD SERVICE SANITATION																						
A. # of Licensed Establishments (Fixed, Vending, Mobile)	199	200	196	208	157	158	152	158	220	220	219	218	576	578	567	584	584	585	574	580	581	583
B. # of Temporary Food Licenses	10	4	17	30	19	4	18	22	7	2	13	48	36	10	48	100	194	186	24	11	44	99
C. # of Completed Inspections (Fixed, Vending, Mobile)	90	124	98	86	77	78	98	59	96	114	97	70	263	316	293	215	1087	N/A	264	338	240	244
1. Routine	74	105	72	78	62	72	76	43	85	109	89	66	221	286	237	187	931	N/A	214	288	195	215
2. Follow-up	16	19	26	8	15	6	22	16	11	5	8	4	42	30	56	28	156	N/A	50	50	45	29
E. Licensed Establishment Plan Review	2	1	3	5	2	1	1	2	0	3	4	2	4	5	8	9	26	30	5	14	7	5
F. Enforcement Activities	0	0	2	0	0	0	0	4	0	0	0	3	0	0	2	7	9	N/A	3	4	2	3
G. # of Advanced Food Training Participants	26	17	22	22	11	12	18	6	11	9	32	24	48	38	72	52	210	TBD	76	29	87	50
ON-SITE SEWAGE DISPOSAL																						
A. # of Permit Applications Issued	24	14	45	43	9	4	25	18	40	19	76	70	73	37	146	131	387	355	48	30	121	103
B. Parcels Evaluated (vacant lands)	14	24	19	21	2	6	6	4	14	10	20	12	30	40	45	37	152	109	24	19	50	42
C. Inspections Conducted during and/or after construction	105	36	72	129	71	13	18	63	125	53	99	139	301	102	189	331	923	N/A	266	66	152	284
WATER QUALITY CONTROL (Private, Public, Non-Comm)																						
A. # of Permit Applications Issued	27	21	40	41	26	17	29	26	58	60	118	98	111	98	187	165	561	548	117	83	190	152
B. # of Site Inspections of Completed Water Well Systems	45	26	10	44	65	18	8	39	69	36	56	78	179	80	74	161	494	100%	135	96	116	113
C. # of Approvals Issued for Newly Completed Water Well Systems	35	14	10	16	65	6	16	16	36	34	44	61	136	54	70	93	353	80%	77	60	65	150
NUISANCE ABATEMENT																						
A. # of Complaints Investigated	45	43	59	42	22	10	26	45	31	57	88	50	98	110	173	137	518	N/A	89	108	121	104
1. Initial Visit	9	16	18	12	6	6	10	18	16	23	38	25	31	45	66	55	197	N/A	33	39	55	44
2. Follow-up Visit	36	27	41	30	16	4	16	27	15	34	50	25	67	65	107	82	321	N/A	56	69	66	60