



Michigan Flu Focus

Weekly Influenza Surveillance Report

January 6, 2023

Vol. 20; No. 12

Week Ending December 31, 2022 | WEEK 52

Editor: Sue Kim

Editor email: KimS2@michigan.gov

Data provided in this report are preliminary and will be updated as additional data are received

Updates of Interest

Nationally, seasonal influenza activity remains high but continues to decline in most areas. CDC estimates that, so far this season, there have been at least 22 million illnesses, 230,000 hospitalizations, and 14,000 deaths from flu.

Please see CDC's [FluView](#) report for more information.

Seasonal Flu Vaccination Coverage

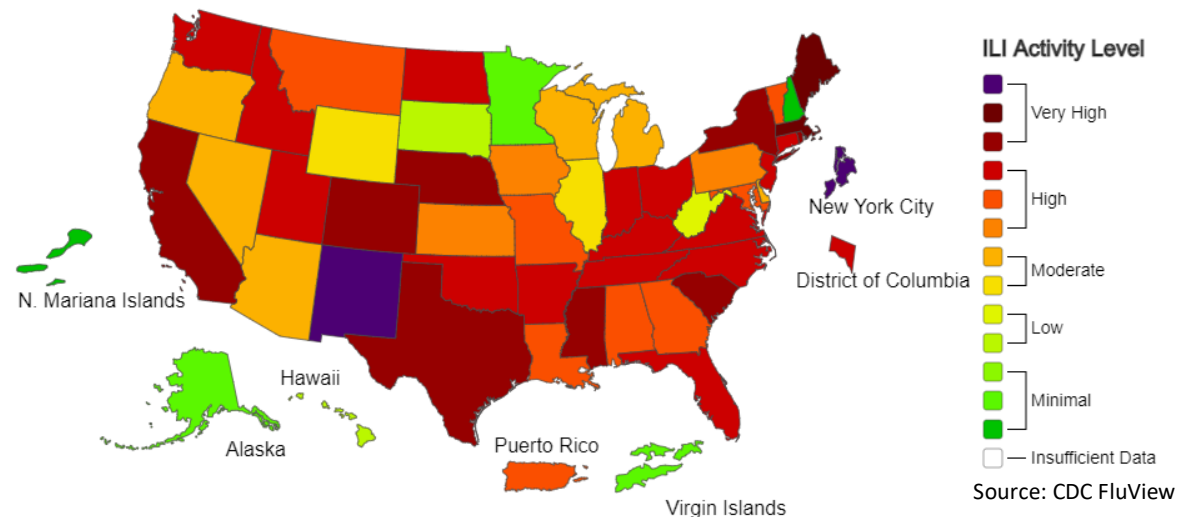
Michigan's goal is to vaccinate **4 million** residents during the 2022-2023 flu season.

As of **December 31, 2022**, there have been **2,908,928** doses administered (**78.3%** towards goal) for the 2022-2023 flu season.

Please visit the Flu Vaccination Dashboard at www.michigan.gov/flu for more info.

Outpatient Respiratory Illness Activity Map Determined by Data Reported to ILINet

This system monitors visits for respiratory illness that includes fever plus a cough or sore throat, also referred to as ILI, not laboratory confirmed influenza and may capture patient visits due to other respiratory pathogens that cause similar symptoms.
2022-23 Influenza Season Week 52 ending Dec 31, 2022



Note: This map represents U.S. ILI activity levels reported to ILINet. The display used in past seasons showing Geographic spread of influenza has been suspended for the 2022-2023 influenza season

Influenza-associated Pediatric Mortality

Nationally, 74 influenza-associated pediatric deaths have been reported for the 2022-2023 flu season.

No pediatric deaths have been confirmed by MDHHS for the 2022-2023 flu season to date.

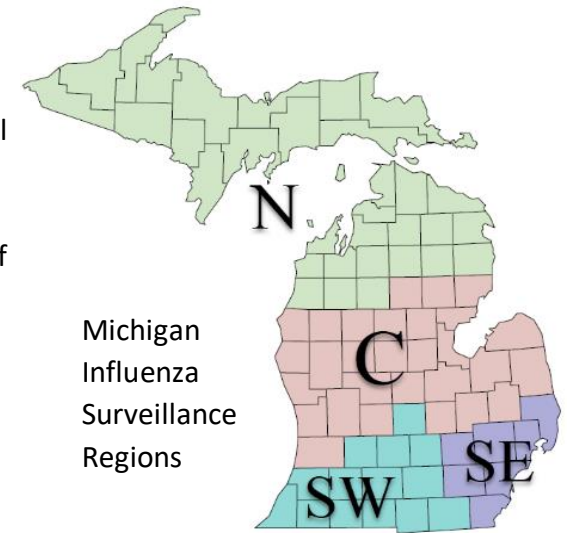
U.S. Outpatient Influenza-like Illness Surveillance Network (ILINet)

Michigan participates in ILINet, a collaborative effort between the CDC, state and local health departments, and volunteer sentinel clinicians as part of Michigan’s influenza surveillance. ILINet provides data on the total number of outpatient visits to health care providers seen for any reason and the number of those patients with influenza-like illness (ILI[‡]). Participating Michigan emergency department and urgent care facilities send syndromic data voluntarily in near real-time to the Electronic Surveillance System for the Early Notification of Community Based Epidemics (ESSENCE). Discharge diagnosis and chief complaint data elements are used to determine whether visits meet the ILI case definition. One-hundred and forty-one (141) Michigan facilities contributing data to ESSENCE were validated and enrolled in ILINet starting the 2021-2022 flu season.

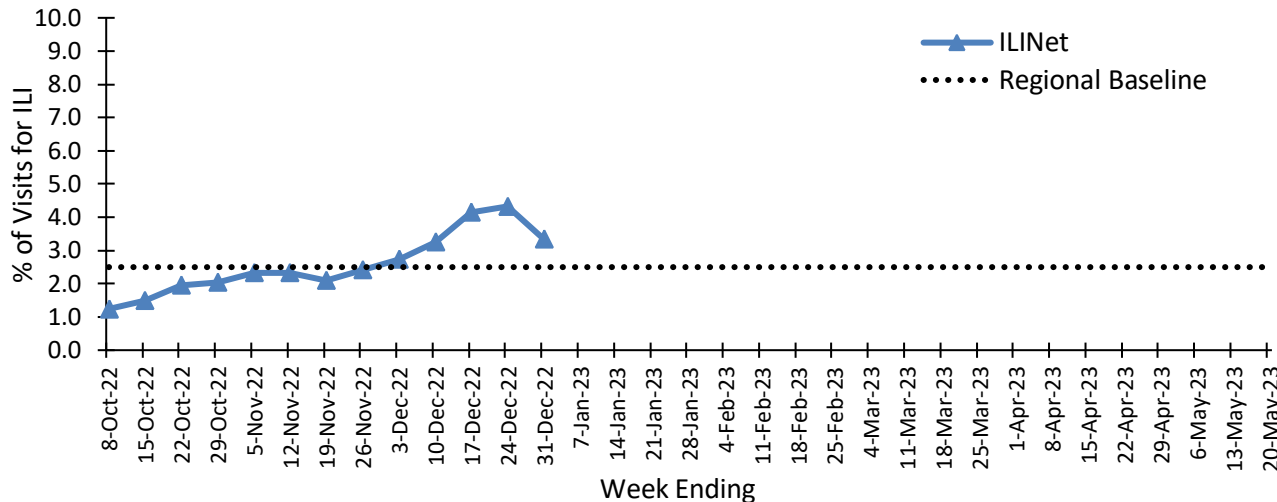
[‡]ILI is defined as fever (>100°F) and a cough and/or a sore throat.

Number of Reports and ILI % by Region during this time period:

Region	C	N	SE	SW
No. of Reporters (151)	51	18	54	28
ILI %	3.2	4.5	3.4	3.0



Percentage of Visits for ILI in Michigan Reported by ILINet, 2022-2023



Note: ILINet monitors visits for ILI (fever and cough and/or sore throat) and may capture patient visits due to other respiratory pathogens that cause similar symptoms.

Michigan ILI Activity: **3.3%**

(Last week: **4.3%**)

Regional Baseline*: 2.5%

A total of **2,842** patient visits due to ILI were reported out of **85,222** outpatient visits.

*Regional baseline is determined by calculating the mean percentage of patient visits due to ILI during non-influenza weeks for the previous three seasons and adding two standard deviations.

National Surveillance

In the United States, **5.4%** of outpatient visits were due to ILI (Last week: **6.0%**)

This is **above** the national baseline of 2.5%

Become an ILINET provider!

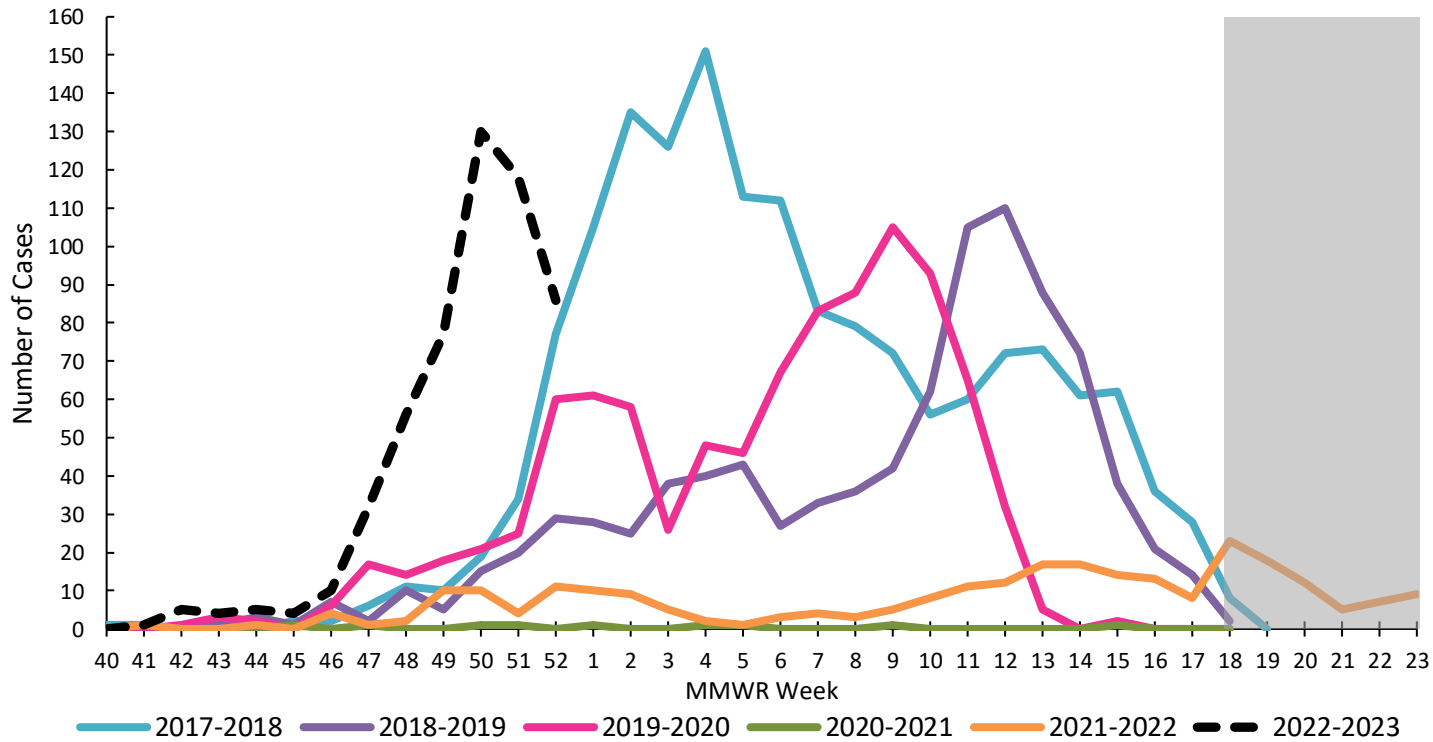
Contact Shelly Doeblen at DoeblerM@michigan.gov

Influenza Hospitalization Surveillance Project (IHSP)

The CDC's Influenza Hospitalization Surveillance Network (FluSurv-NET) provides population-based rates of laboratory-confirmed influenza-associated hospitalizations from October 1st through April 30th each year. Michigan participates as an IHSP state in FluSurv-NET for Clinton, Eaton, Genesee, Ingham, and Washtenaw Counties.

There were **86** (8 pediatric, 78 adult) influenza-associated hospitalizations reported to MDHHS for the IHSP during this time period. Since October 1st, **528** (105 pediatric, 423 adult) influenza-associated hospitalizations were reported in the catchment area for the 2022-2023 season.

IHSP Cases, 2017-18 Through 2022-2023



Washtenaw County was added in the 2017-2018 season

Note: Due to late season activity in 2022, IHSP was extended to Week 23 during the 2021-2022 season.

Join the Influenza Sentinel Hospital Network (ISHN)!

What is it? ISHN is a group of hospitals in Michigan that voluntarily report weekly aggregate counts of influenza positive inpatients to assist MDHHS with statewide influenza surveillance.

How it works: As a participating hospital in the ISHN, you would complete a brief Survey Monkey every week containing:

- Number of hospitalizations with a positive influenza test by age group during that time period
- The total number of hospitalizations due to any condition during that time period (if available)

The data you provide will assist public health in recognizing changes in the age or geographic distribution of influenza in this population.

If your facility is interested in participating or would like more information, please contact Sue Kim (KimS2@michigan.gov)

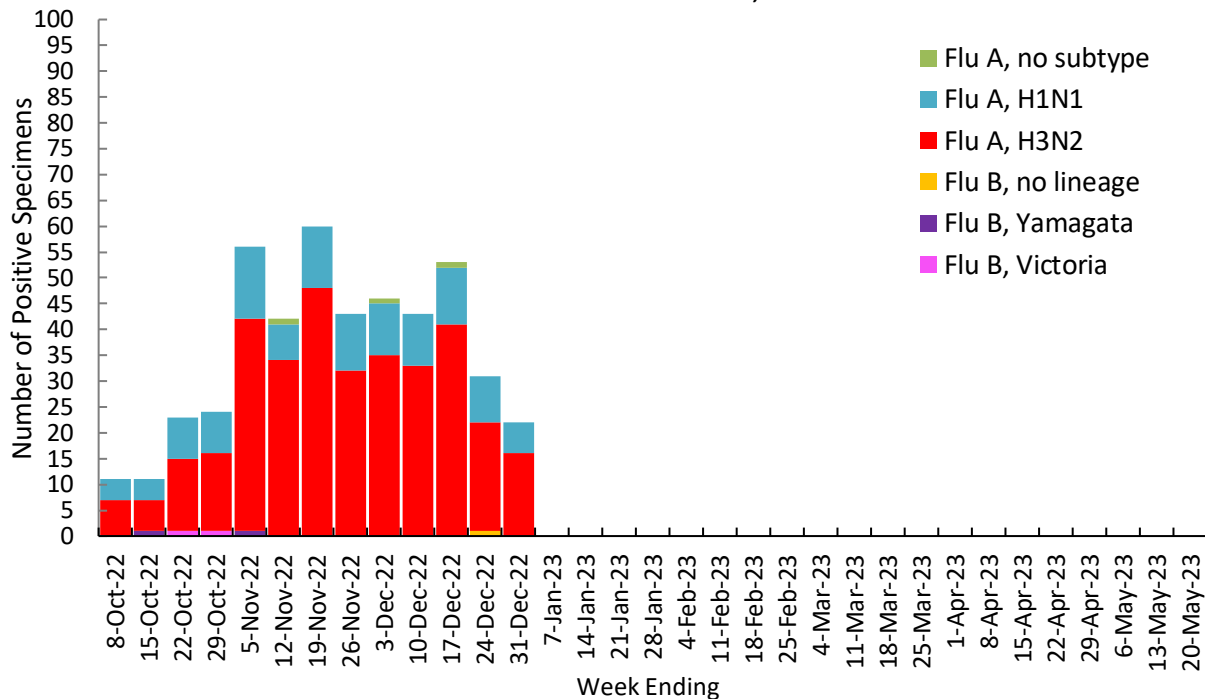
MDHHS BOL Virology Laboratory Data

There were **22** (14C, 0N, 2SE, 6SW) positive influenza results reported by the MDHHS Bureau of Laboratories (BOL) during this time period. Positive flu results for the 2022-2023 season are summarized below.

of Positive Influenza Virus Results by Region

	C	N	SE	SW	Total
H1N1	33	4	54	23	114
H3N2	75	2	143	123	343
Infl B	1	0	4	0	5
Total	109	6	201	146	462

Influenza Positive Test Results, 2022-2023



Note: Based on Specimen Collection Date. Flu B lineage data will be reported based on MDHHS BOL testing runs and will be backtracked into this graph

Michigan Sentinel Clinical Lab Network Respiratory Virus Data

Eight (8) sentinel clinical labs (2SE, 0SW, 5C, 1N) reported for the weeks ending 12/24 - 12/31/2022.

SE Region

Influenza A:	high – very high
Influenza B:	low
Parainfluenza:	elevated
RSV:	moderate – high
Adenovirus:	elevated
hMPV:	slightly elevated

Central Region

Influenza A:	moderate – high
Influenza B:	sporadic – low
Parainfluenza:	low
RSV:	elevated – moderate
Adenovirus:	low
hMPV:	low

SW Region

Influenza A:	no data available
Influenza B:	no data available
Parainfluenza:	no data available
RSV:	no data available
Adenovirus:	no data available
hMPV:	no data available

North Region

Influenza A:	moderate
Influenza B:	no activity
Parainfluenza:	low
RSV:	elevated
Adenovirus:	sporadic – low
hMPV:	no activity

There were **11** (6C, 1N, 2SE, 2SW) influenza outbreaks reported to MDHHS during this time period. Influenza outbreaks for the 2022-2023 season are summarized below.

of Influenza Outbreaks by MI Region

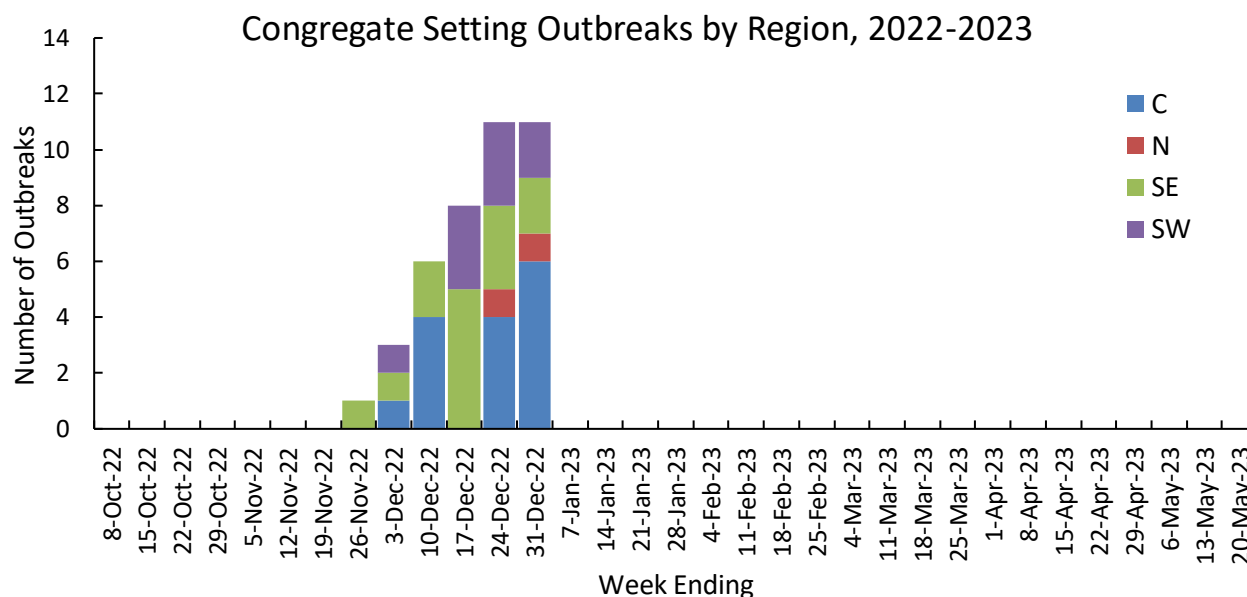
Facility Type	C	N	SE	SW	Total
Schools: K-12 & College	2	0	7	0	9
Long-term Care / Assisted Living Facility	13	2	5	9	29
Healthcare Facility	0	0	1	0	1
Daycare	0	0	0	0	0
Homeless Shelter	0	0	0	0	0
Correctional Facility	0	0	1	0	1
Other	0	0	0	0	0
Total	15	2	14	9	40

Did you know?

Congregate setting outbreaks of viral respiratory illness are required to be reported to your local health department? See:

- [Influenza Guidance for Healthcare Providers](#)
- [Guideline for influenza and Respiratory Virus Outbreaks in Long-Term Care Facilities](#)
- **NEW!** [Respiratory Virus Outbreaks in Nursing Homes Flow Diagram](#)

Note: Data are reported on laboratory confirmed influenza outbreaks. Non-flu, non-COVID outbreaks and ILI outbreaks without confirmatory flu testing are not reported in the table and graph. **Mixed outbreaks with confirmed flu (including COVID) will be included in the table and graph. There were 3 mixed outbreaks reported during this time period.**



National Influenza Vaccination Coverage

The [Weekly Influenza \(Flu\) Vaccination Dashboard](#) is an exploratory data product designed to share preliminary weekly flu vaccination data, including coverage estimates, using a variety of sources.

As of December 16, 2022, vaccination coverage for all children aged 6 months through 17 years is similar to the estimate of coverage at the same time last flu season in December 2021 (45.6% for 2022 compared to 44.2% for 2021). So far for the 2022-2023 flu season, coverage for non-Hispanic, Black children (38.3%) is: 7.7 percentage points lower compared with non-Hispanic White children (46.0%), 9.3 percentage points lower compared with Hispanic children (47.6%), and 9.7 percentage points lower compared with children in the Other, non-Hispanic race/ethnicity group (47.9%).

Flu vaccination coverage for pregnant persons as of the end of November 2022 is 44.1%, which is 11.2% lower for this season compared to coverage in November 2021. Coverage was lowest among non-Hispanic, Black pregnant persons (26.2%), and highest among non-Hispanic, Asian pregnant persons (61.9%). [CDC recommends](#) influenza vaccination for pregnant persons at any time during each pregnancy.

So far for the 2022-2023 flu season, flu vaccination coverage for adults aged 18 years and older is 39.8% which 4.1% higher this season compared with the same time last season. Coverage among states and DC ranges from 19.3% to 51.7%. Coverage is highest among adults aged 65 years and older (64.3%) and lowest among adults aged 18 through 49 years (28.7%). Coverage is 12.2 to 26.1 percentage points higher for non-Hispanic, White adults (45.1%) compared with: non-Hispanic, Black adults (32.9%), Hispanic adults (28.2%), non-Hispanic, American Indian/Alaskan Native adults (25.7%), adults of non-Hispanic, Other/Multiple races (25.6%), and non-Hispanic Pacific-Islander/Native Hawaiian adults (19.0%). Visit the link above for more national flu vaccination data and go to the [MI Flu Vaccination Dashboard](#) for up-to-date MI flu vaccination coverage.

Influenza News Blast

- [Researchers getting closer to a “universal” flu vaccine](#)
- [STUDY: Vaccine Effectiveness Against Life-Threatening Influenza Illness in Children](#)
- [STUDY: Comparison between Patients Hospitalized with Influenza and COVID-19 at a Tertiary Care Center](#)
- [Flu Disparities Among Racial and Ethnic Minority Groups](#)
- [World Health Organization \(WHO\) Influenza Update](#)
- [Mandatory Influenza Vaccination for Healthcare Personnel Honor Roll](#)

Additional Resources

- [MDHHS Influenza Webpage](#)
- [MDHHS Bureau of Laboratories \(BOL\) Webpage and Test Request Forms](#)
- [Influenza Surveillance in Michigan](#)
- [Immunization Action Coalition: Ask the Experts - Flu](#)
- [CDC Healthcare Professionals Flu Toolkit](#)
- [CDC FluView Weekly Report](#)

View Michigan Flu Focus Report archives [here](#).

2022-2023

Influenza Season Preliminary Burden Estimates

The Centers for Disease Control and Prevention (CDC) have released [preliminary in-season burden estimates](#) for the 2022-2023 flu season.

CDC estimates that, from **October 1, 2022 through December 31, 2022** there have been:

- **22 million – 43 million** flu illnesses
- **10 million – 21 million** flu medical visits
- **230,000 – 490,000** flu hospitalizations
- **14,000 – 43,000** flu deaths

MDHHS Contributors

Bureau of Infectious Disease Prevention

S. Bidol, MPH, M. Doebler, MPH, S. Kim, MPH

Bureau of Laboratories

B. Robeson, MT, V. Vavricka, MS

To be added to the distribution list, please contact Sue Kim at KimS2@michigan.gov