



Mid-Michigan District  
HEALTH DEPARTMENT

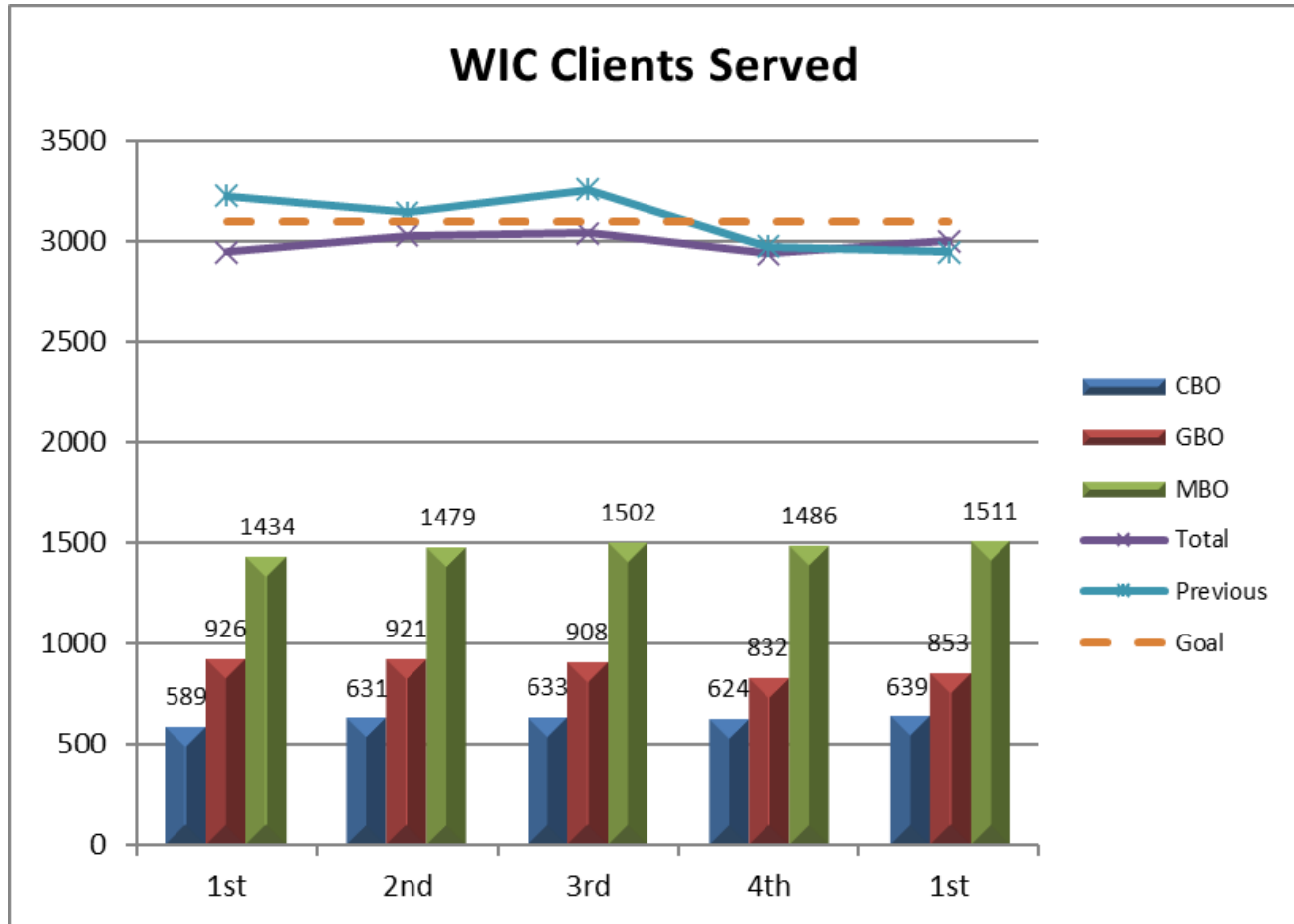
CLINTON • GRATIOT • MONTCALM

# Quarterly Service Report

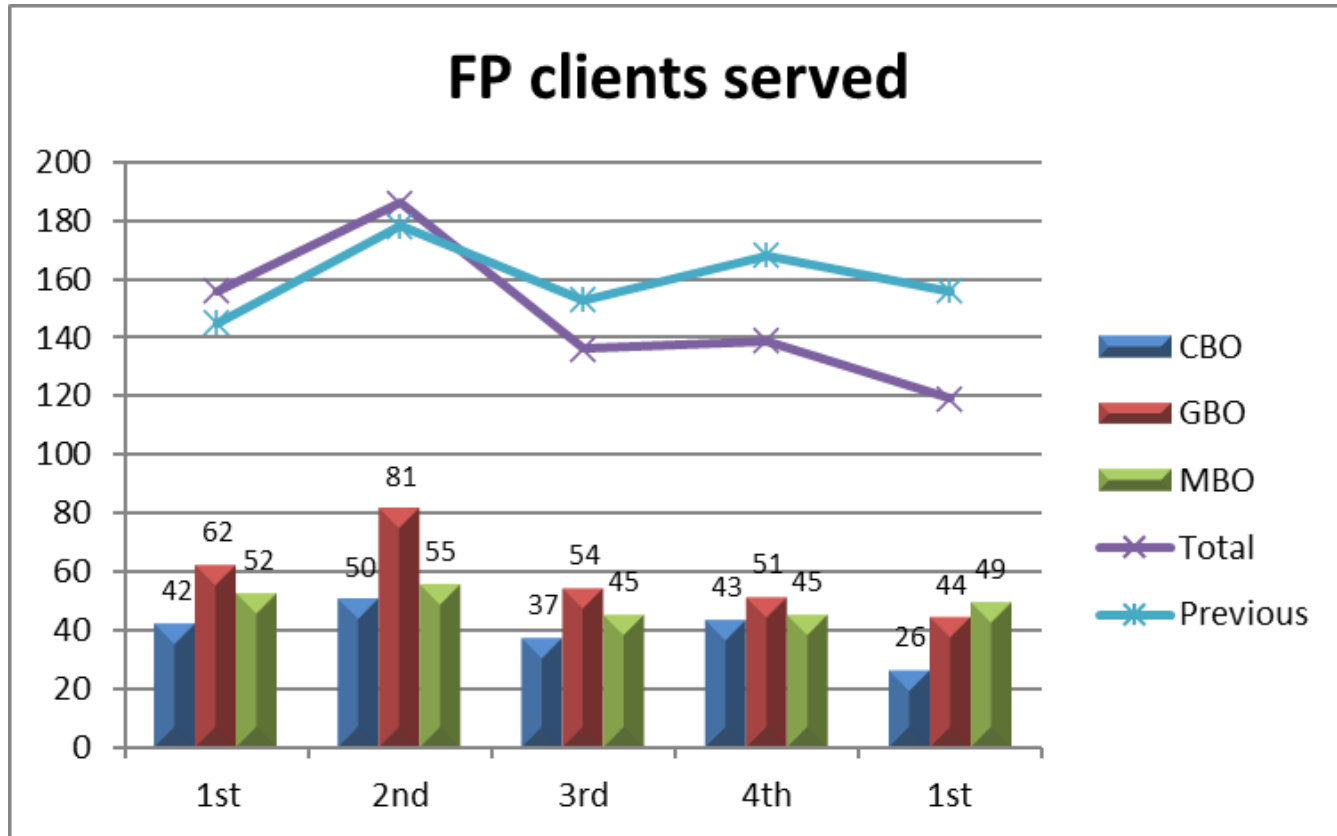
1<sup>st</sup> Quarter 2022-2023 Totals  
presented to BOH

January 25, 2023

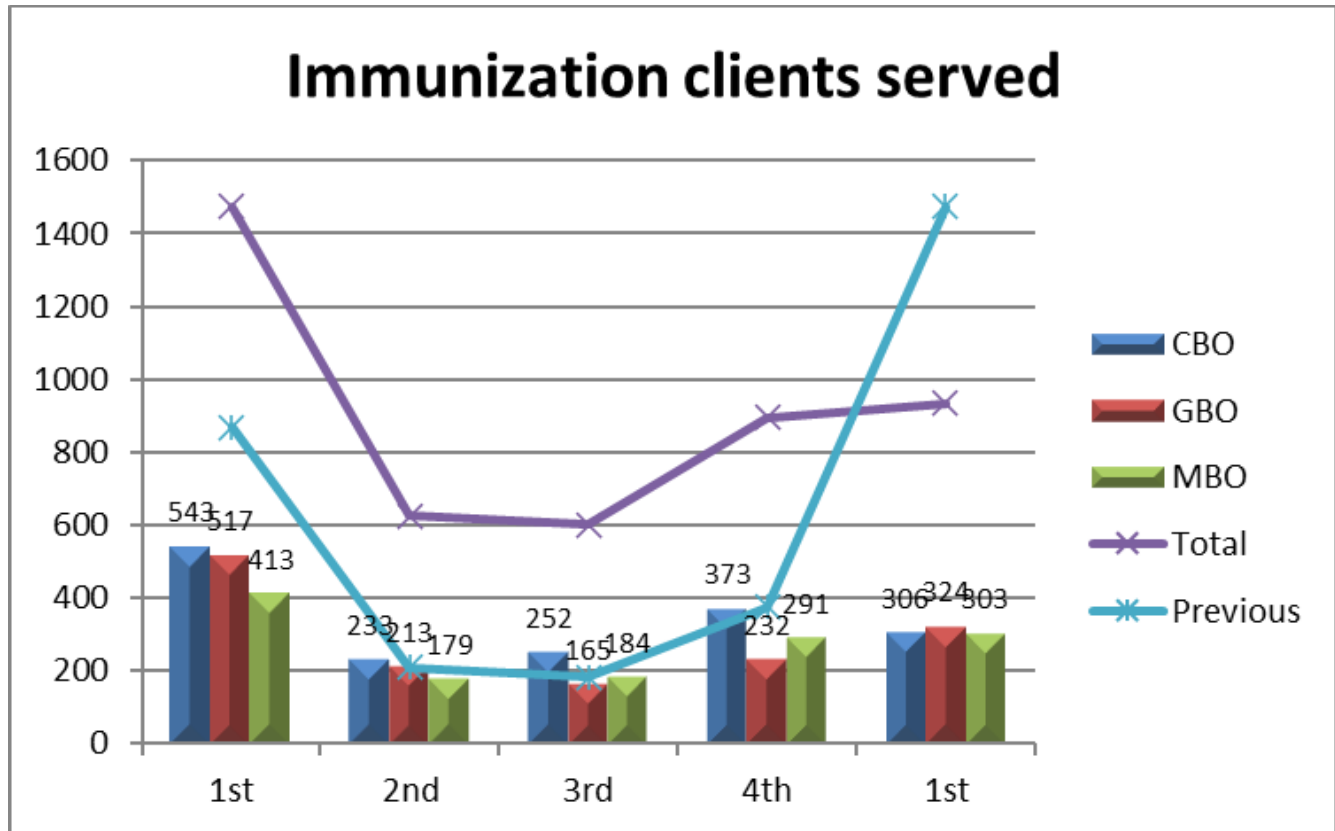
# WIC



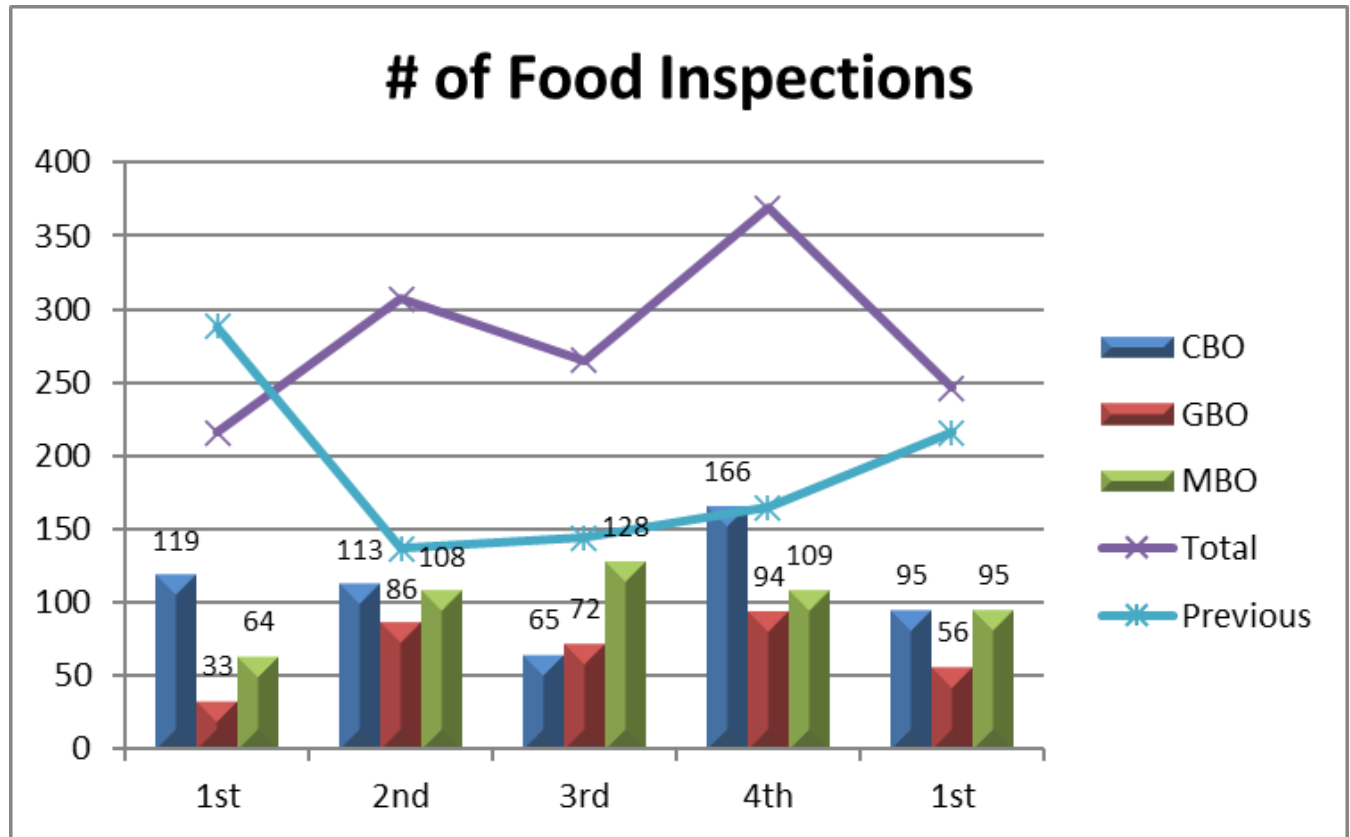
# Family Planning



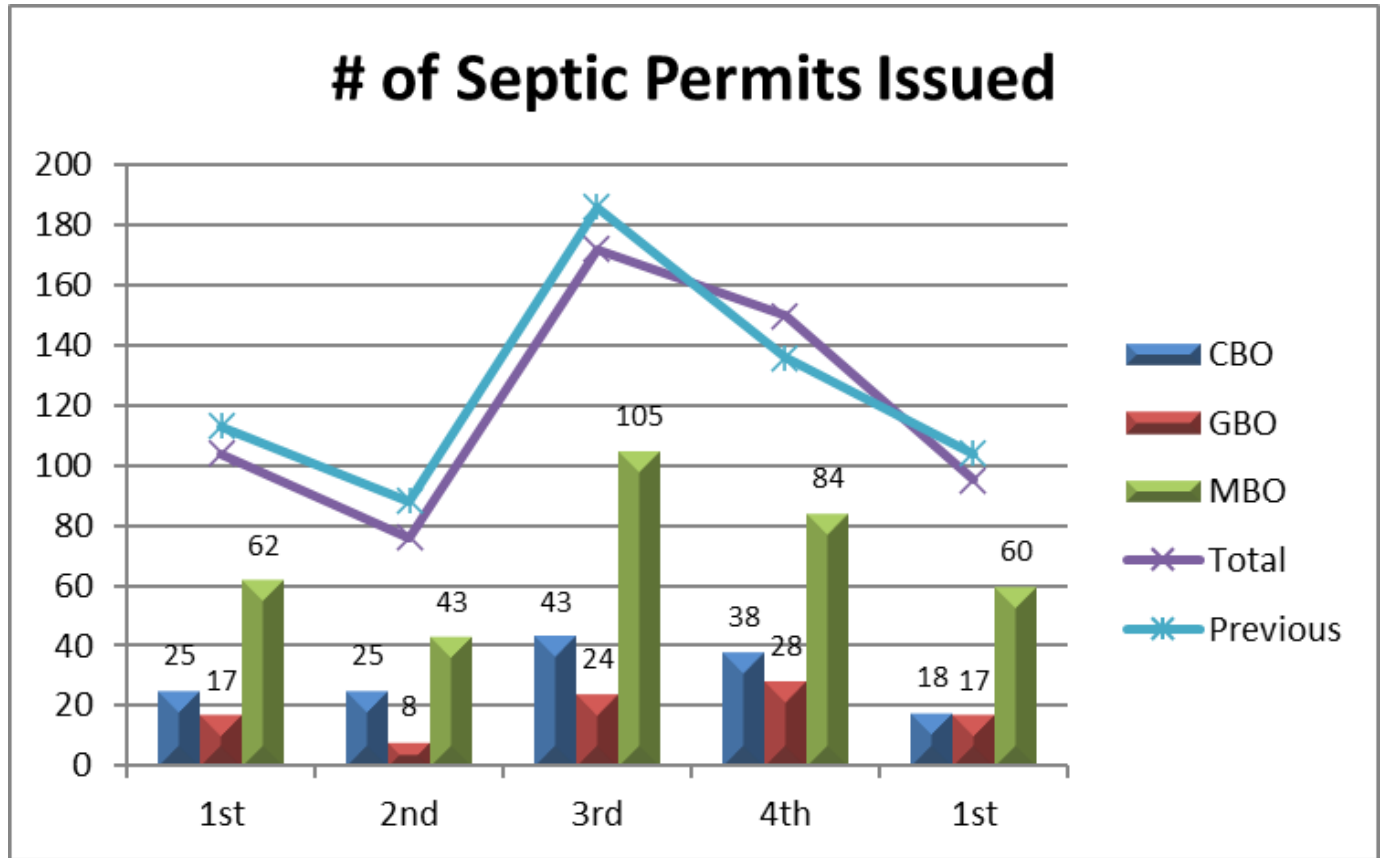
# Immunizations



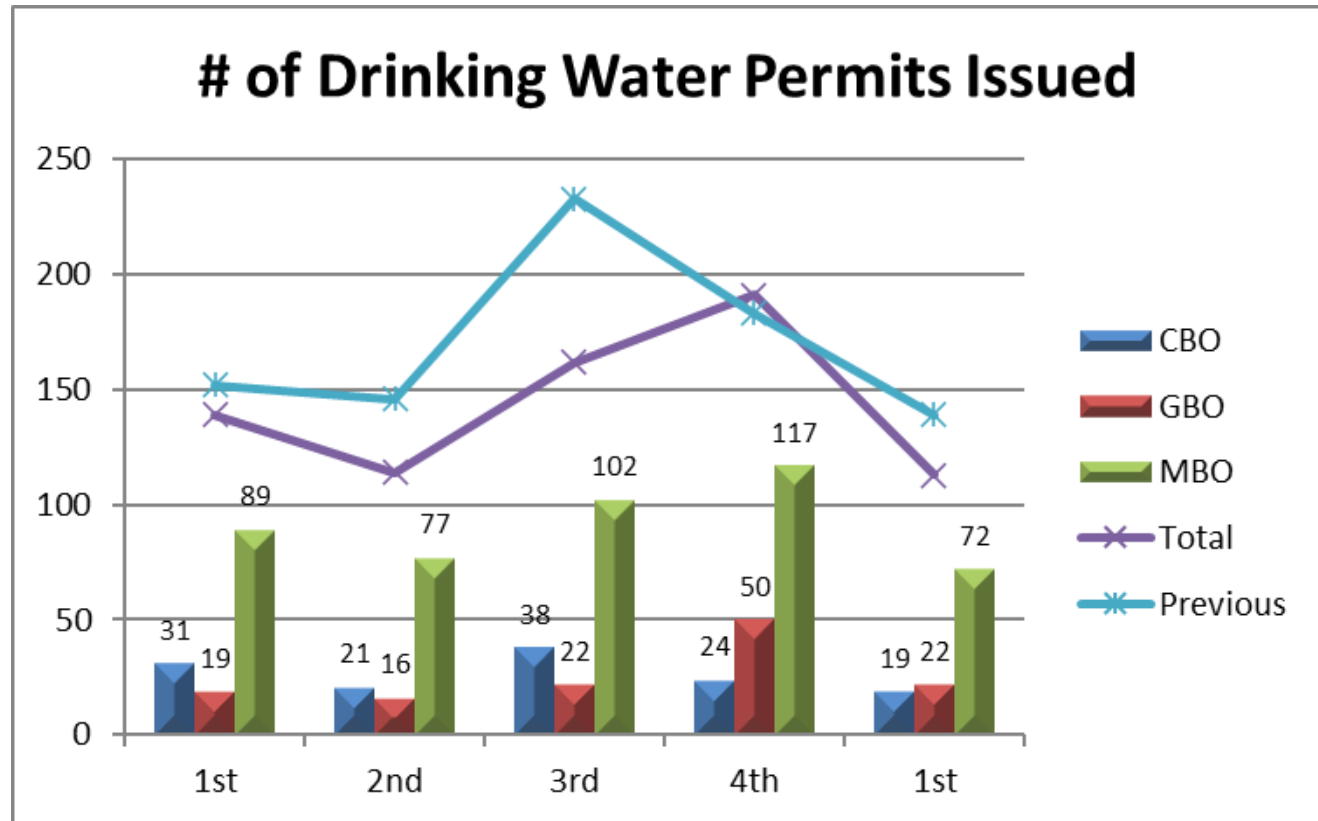
# Food Service Sanitation Program



# Onsite Wastewater Program

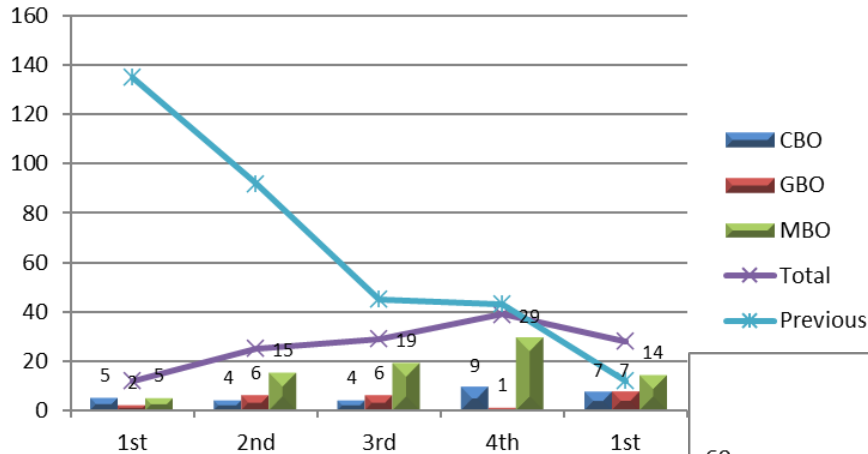


# Drinking Water Program

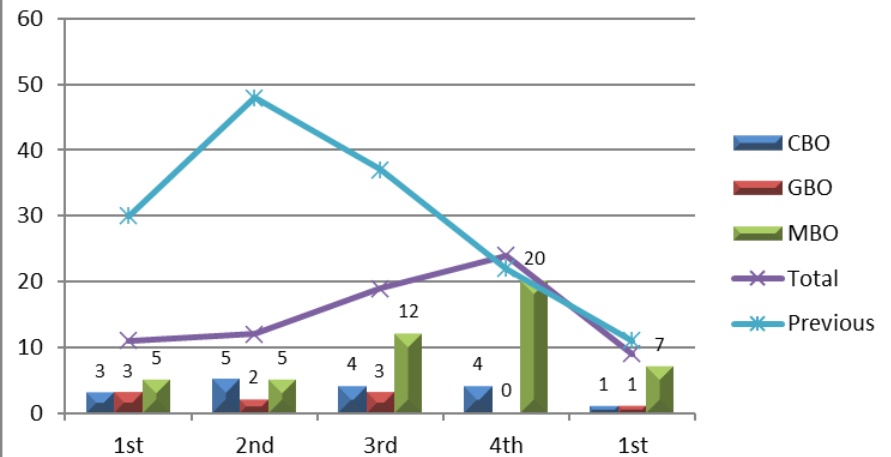


# Nuisance Complaints

## # of Initial Visits



## # of Follow-up Visits





**Quarterly Service Report**  
 Mid-Michigan District Health Department  
 Community Health & Education Services  
 District Wide (DW)

QTR Verified by Div Dir			
1st	2nd	3rd	4th
x			

COMMUNITY HEALTH & EDUCATION PROGRAMS	Clinton 2022/2023				Gratiot 2022/2023				Montcalm 2022/2023				DW Year To Date 2022/2023				YTD FY Total	FY Goal	DW Prev. Year to Date 2021/2022			
	1st	2nd	3rd	4th	1st	2nd	3rd	4th	1st	2nd	3rd	4th	1st	2nd	3rd	4th			1st	2nd	3rd	4th
<b>WOMEN, INFANTS &amp; CHILDREN</b>																						
A. Clients Served	639				853				1511				3003	0	0	0	3003	3099	2949	3031	3043	2942
B. Client Visits	627				677				1543				2847	0	0	0	2847	12000	3156	3541	3488	3088
<b>FAMILY PLANNING</b>																						
A. Clients Served	26				44				49				119	0	0	0	119	700	156	186	136	139
B. Client Visits	27				44				58				129	0	0	0	129	1000	162	208	155	148
<b>IMMUNIZATION</b>																						
A. Clients Served	306				324				303				933	0	0	0	933	3000	1473	625	601	896
B. Client Visits	372				384				357				1113	0	0	0	1113	3200	1802	765	760	1067
C. Waivers Provided	20				22				52				94	0	0	0	94	N/A	68	48	39	261
D. Immunizations Administered	712				691				548				1951	0	0	0	1951	5700	2283	1298	1213	1630
<b>CHILDREN SPECIAL HEALTH CARE</b>																						
A. Clients Served	140				92				205				437	0	0	0	437	720	444	437	438	472
B. Billable Client Contacts	11				19				32				62	0	0	0	62	360	58	66	79	52
C. Non-Billable Client Contacts	301				250				386				937	0	0	0	937	2500	983	1053	1115	1103
<b>COMMUNICABLE DISEASE/TB CONTROL</b>																						
A. Case Count	1969				710				1011				3690	0	0	0	3690	N/A	13282	13683	4529	5445
<b>SEXUALLY TRANSMITTED DISEASE CONTROL</b>																						
A. Clients Served	9				8				18				35	0	0	0	35	N/A	47	45	30	24
B. Client Visits	9				8				18				35	0	0	0	35	N/A	47	45	30	24

**Quarterly Service Report**  
 Mid-Michigan District Health Department  
 Community Health & Education Services  
 District Wide (DW)

QTR Verified by Div Dir			
1st	2nd	3rd	4th
x			

COMMUNITY HEALTH & EDUCATION PROGRAMS	Clinton 2022/2023				Gratiot 2022/2023				Montcalm 2022/2023				DW Year To Date 2022/2023				YTD FY Goal	FY Goal	DW Prev. Year to Date 2021/2022			
	1st	2nd	3rd	4th	1st	2nd	3rd	4th	1st	2nd	3rd	4th	1st	2nd	3rd	4th			1st	2nd	3rd	4th
<b>HEARING SCREENING</b>																						
A. # of Screenings	846				471				1526				2843	0	0	0	<b>2843</b>	<b>8000</b>	2124	3126	2548	1031
<b>VISION SCREENING</b>																						
A. # of Screenings	993				607				2114				3714	0	0	0	<b>3714</b>	<b>12200</b>	2971	4090	3548	1323
<b>ORAL HEALTH</b>																						
A. # of fluoride varnish Clients Served during Clinic	0				1				4				5	0	0	0	<b>5</b>	<b>300</b>	0	0	0	22
B. # of kindergarten assessments	265				183				265				713	0	0	0	<b>713</b>	<b>N/A</b>	N/A	N/A	N/A	N/A
<b>BLOOD LEAD</b>																						
A. # of elevated BL levels (VBLL ≥3.5)	3				1				2				6	0	0	0	<b>6</b>	<b>N/A</b>	N/A	N/A	N/A	N/A
B. # in case management	1				1				0				2	0	0	0	<b>2</b>	<b>N/A</b>	N/A	N/A	N/A	N/A
<b>BREAST &amp; CERVICAL CANCER CONTROL</b>																						
A. Clients Served	4				3								7	0	0	0	<b>7</b>	<b>30</b>	9	6	2	5
<b>HIV SCREENING</b>																						
A. Clients Served	7				8				11				26	0	0	0	<b>26</b>	<b>N/A</b>	33	27	24	19

**NOTES**

**STD:** there were 5 clients served/visits from Shiawassee that were not included in the data.

**FP:** there were 3 clients & 3 visits from Shiawassee that were not included in the data.

**Quarterly Service Report**  
 Mid-Michigan District Health Department  
 Environmental Health Services  
 District Wide (DW)

QTR Verified by Div Dir			
1st	2nd	3rd	4th
x			

ENVIRONMENTAL HEALTH PROGRAMS	Clinton 2022/2023				Gratiot 2022/2023				Montcalm 2022/2023				DW Year To Date 2022/2023				YTD FY Total	FY Goal	DW Prev. Year to Date 2021/2022			
	1st	2nd	3rd	4th	1st	2nd	3rd	4th	1st	2nd	3rd	4th	1st	2nd	3rd	4th			1st	2nd	3rd	4th
<b>FOOD SERVICE SANITATION</b>																						
A. # of Licensed Establishments (Fixed, Mobile)	200				134				206				540	0	0	0	540	535	534	534	530	537
B. # of Temporary Food Licenses	11				17				5				33	0	0	0	33	176	25	2	22	54
C. # of Completed Inspections (Fixed, Mobile)	95				56				95				246	0	0	0	246	N/A	216	307	265	369
1. Routine	78				37				88				203	0	0	0	203	N/A	188	253	230	310
2. Follow-up	17				9				7				33	0	0	0	33	N/A	28	54	35	59
E. Licensed Establishment Plan Review	2				3				2				7	0	0	0	7	24	3	7	18	6
F. Enforcement Activities	0				0				0				0	0	0	0	0	N/A	0	0	0	0
G. # of Advanced Food Training Participants	25				24				24				73	0	0	0	73	TBD	25	22	73	36
<b>ON-SITE SEWAGE DISPOSAL</b>																						
A. # of Permit Applications Issued	18				17				60				95	0	0	0	95	553	104	76	172	150
B. Parcels Evaluated	29				23				77				129	0	0	0	129	612	168	101	206	169
C. Inspections Conducted during and/or after construction	44				32				70				146	0	0	0	146	N/A	136	55	93	211
<b>WATER QUALITY CONTROL (Private, Public, Non-Comm)</b>																						
A. # of Permit Applications Issued	19				22				72				113	0	0	0	113	686	139	114	162	191
B. # of Site Inspections of Completed Water Well Systems	19				16				52				87	0	0	0	87	100%	89	79	48	101
C. # of Approvals Issued for Newly Completed Water Well Systems	24				22				70				116	0	0	0	116	80%	80	55	56	107
<b>NUISANCE ABATEMENT</b>																						
A. # of Complaints Submitted	9				5				22				36	0	0	0	36	N/A	27	38	44	46
1. Initial Visit	7				7				14				28	0	0	0	28	N/A	12	25	29	39
2. Follow-up Visit	1				1				7				9	0	0	0	9	N/A	11	12	19	24