



Mid-Michigan District
HEALTH DEPARTMENT

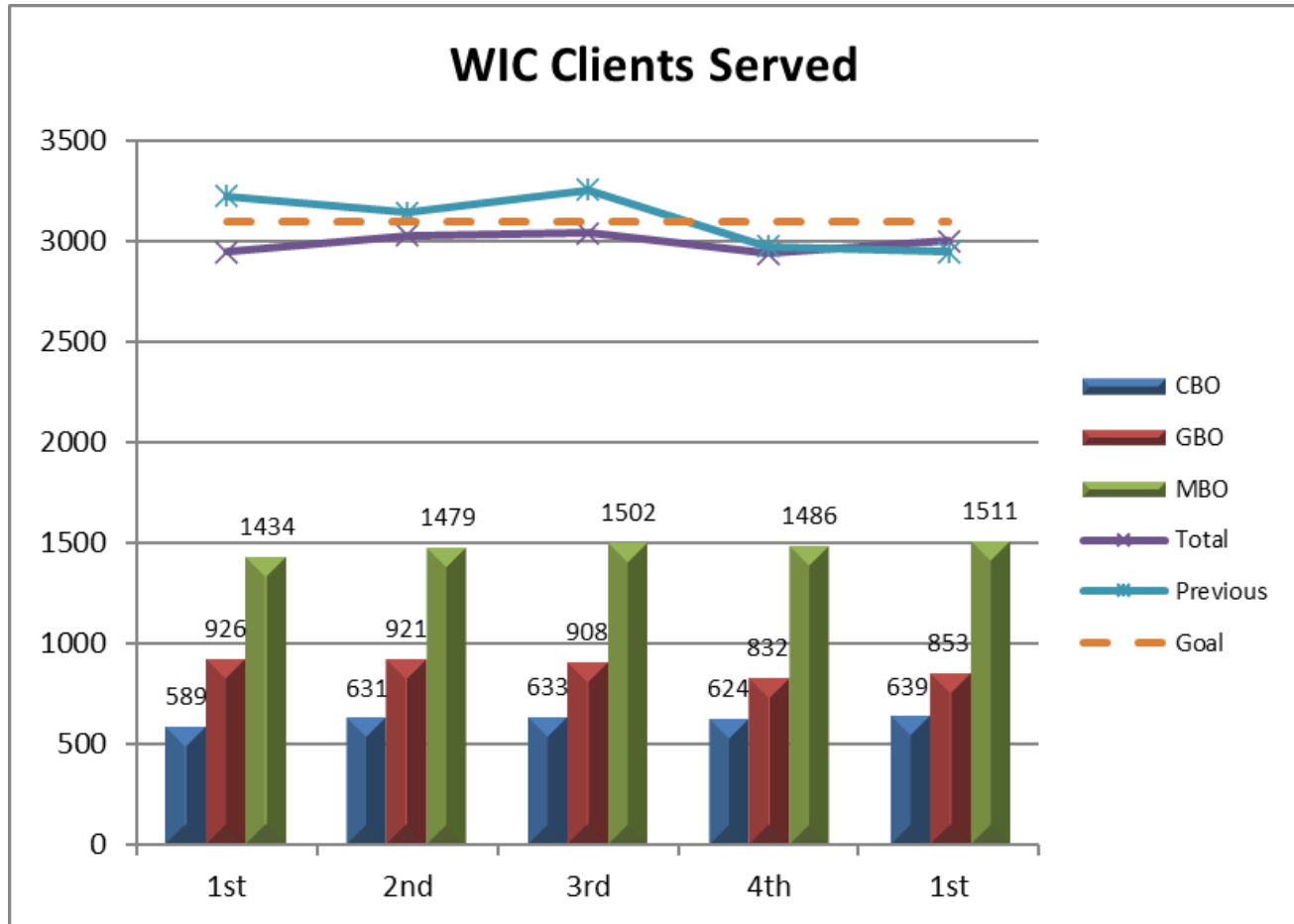
CLINTON • GRATIOT • MONTCALM

Quarterly Service Report

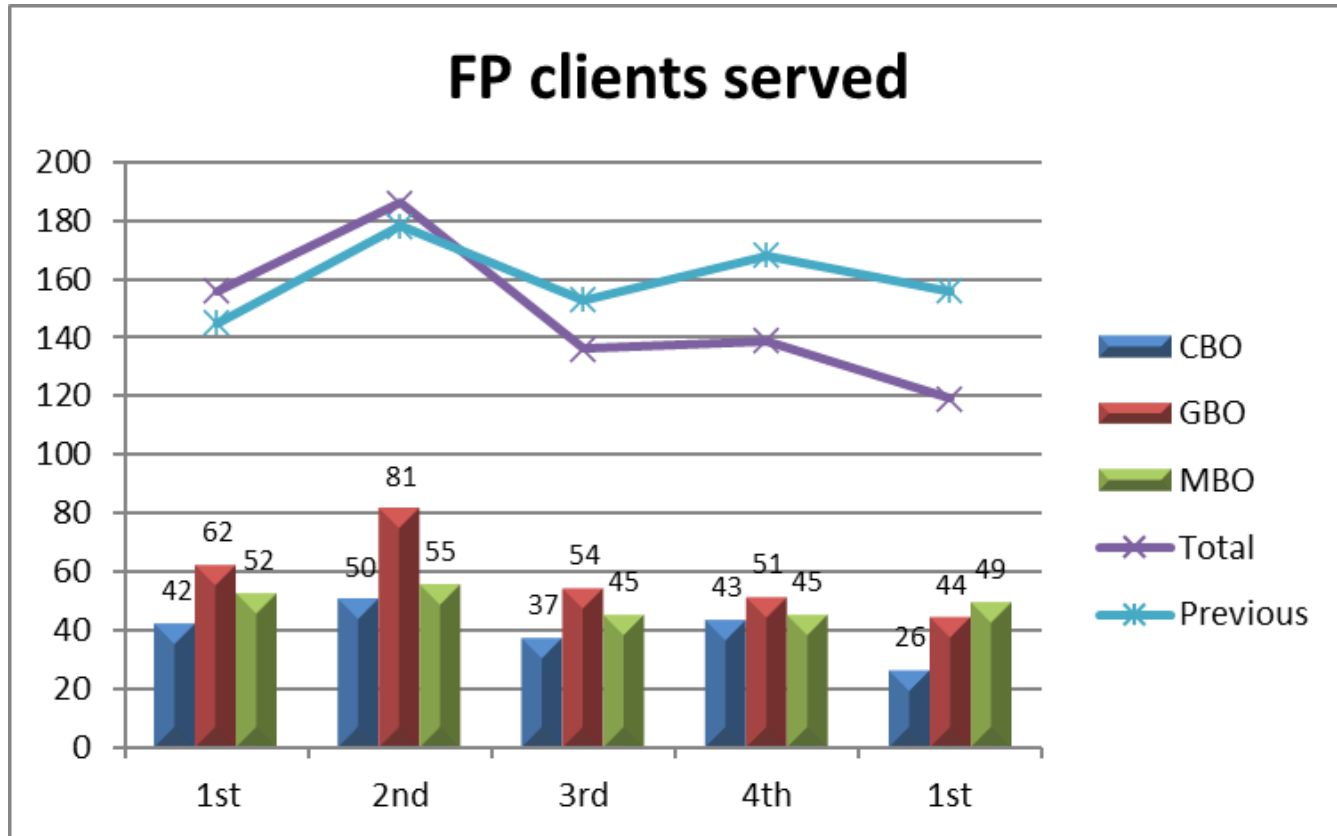
1st Quarter 2022-2023 Totals
presented to BOH

January 25, 2023

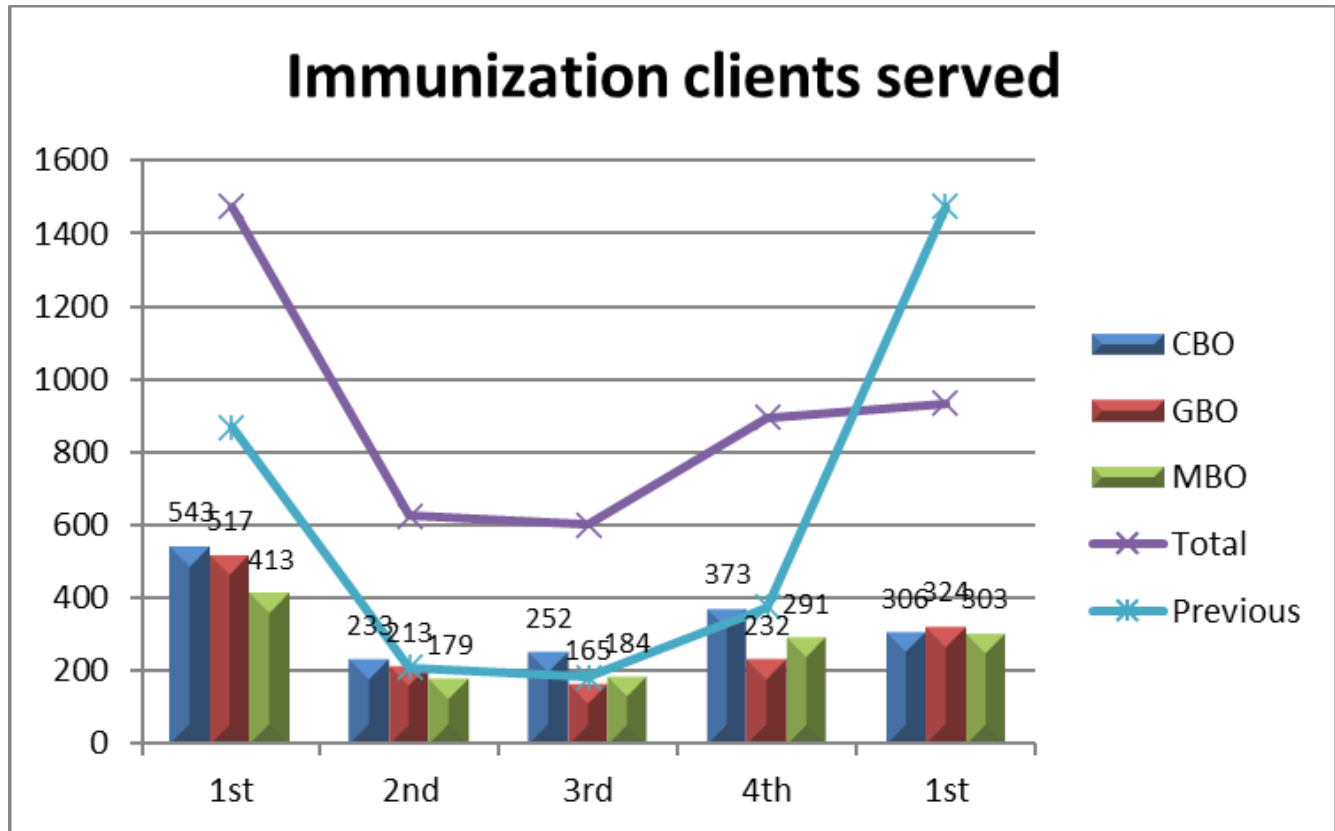
WIC



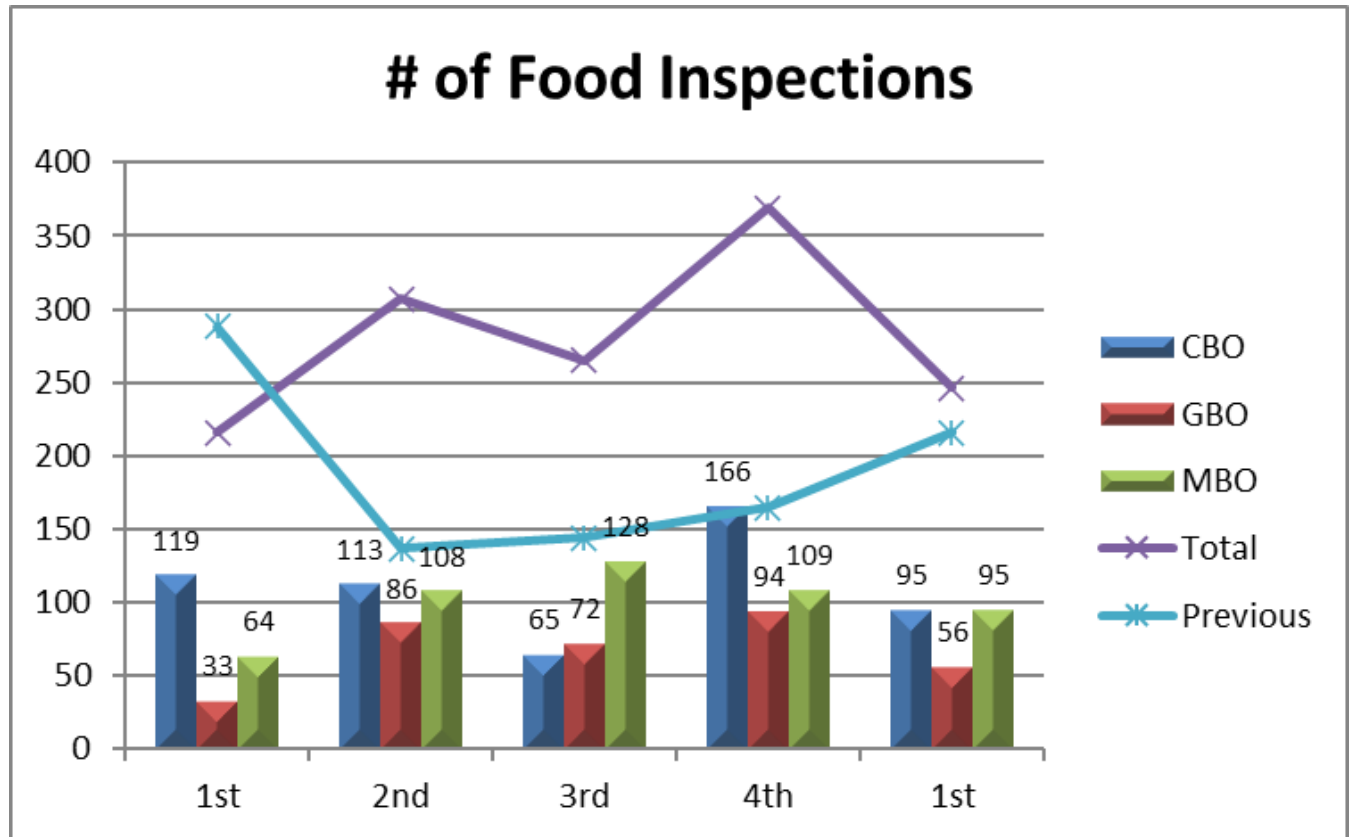
Family Planning



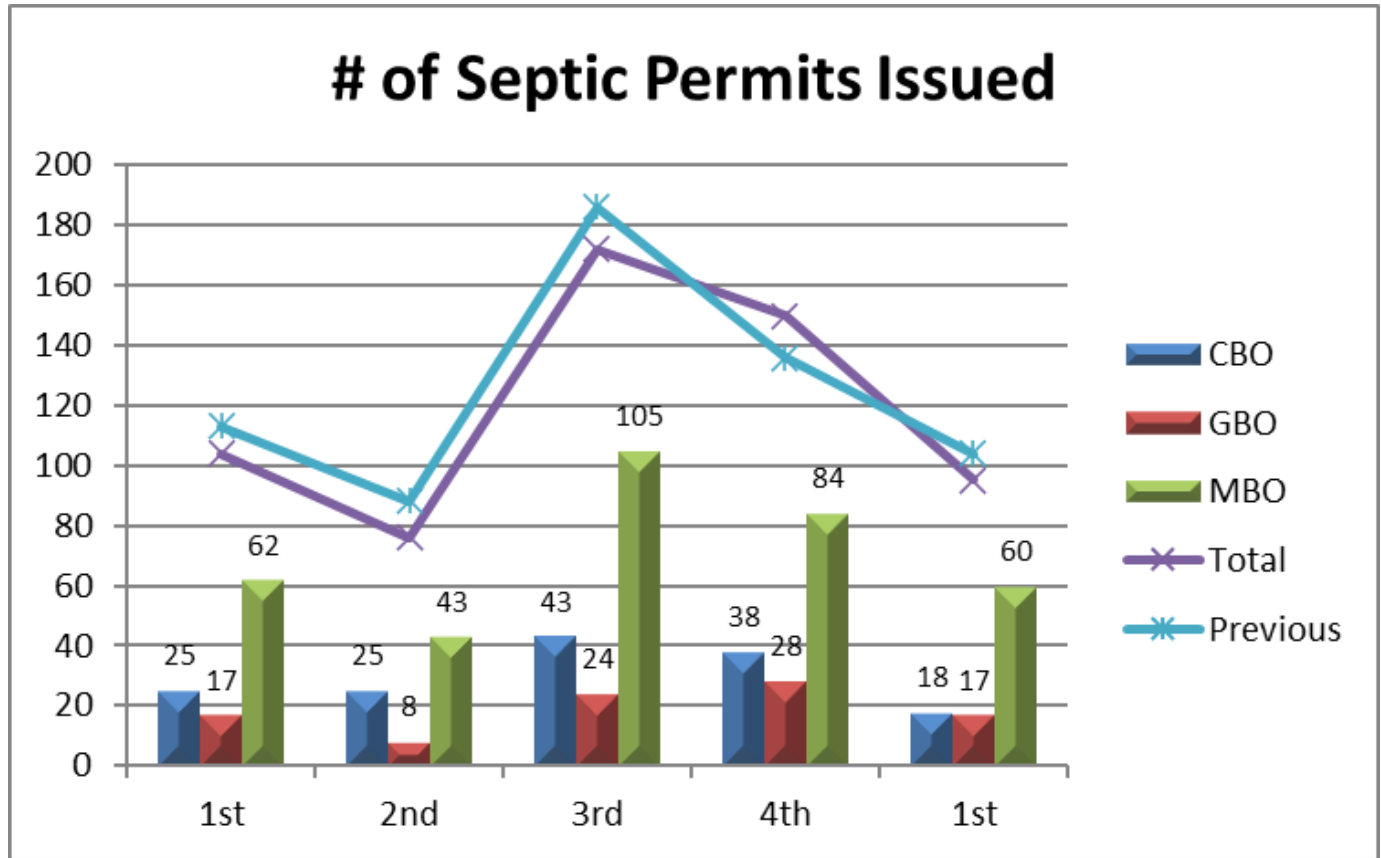
Immunizations



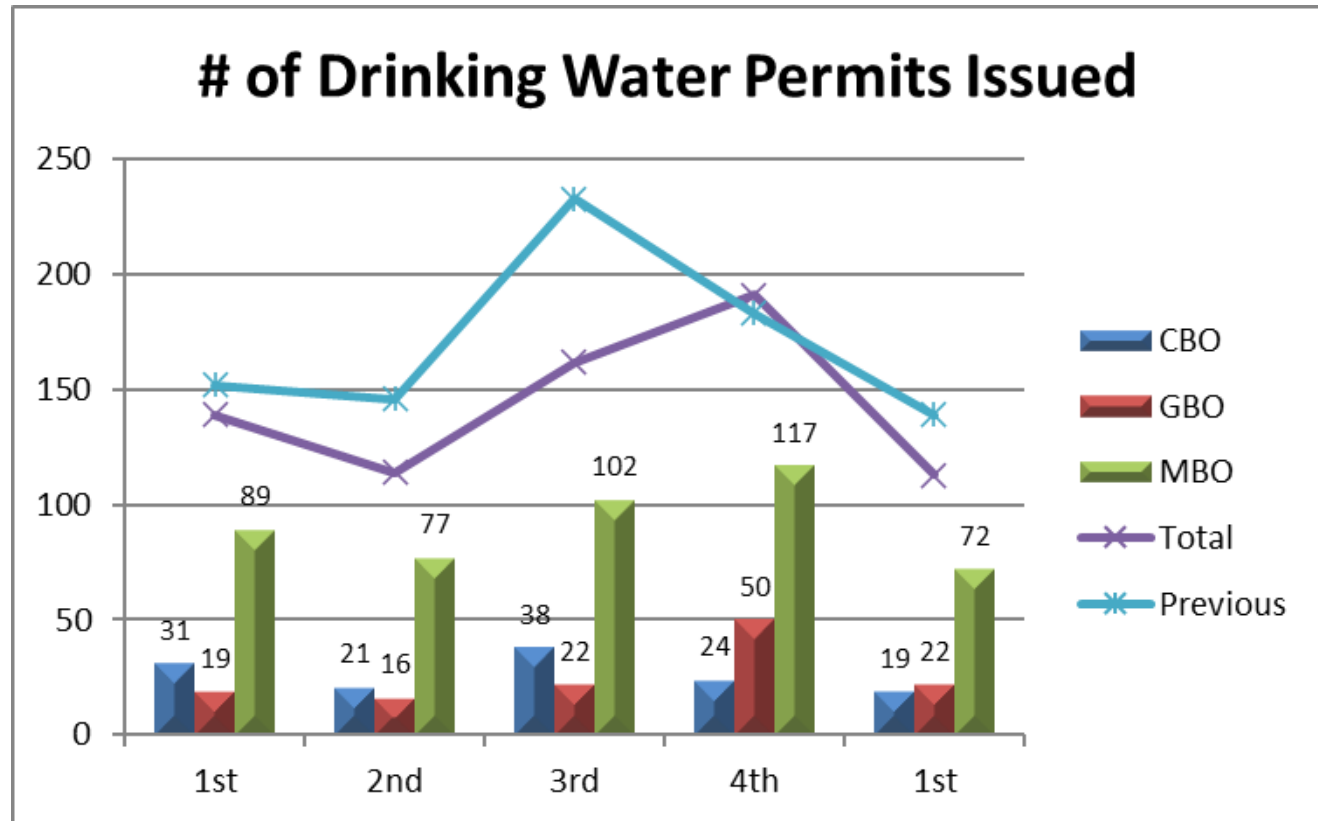
Food Service Sanitation Program



Onsite Wastewater Program

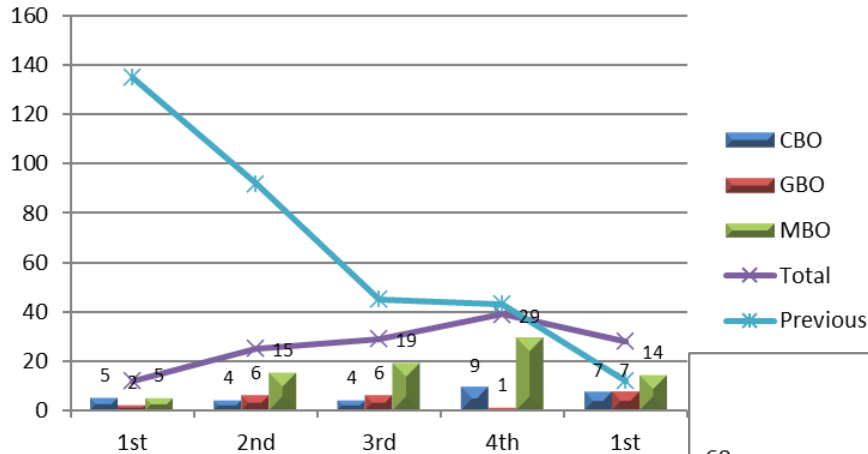


Drinking Water Program

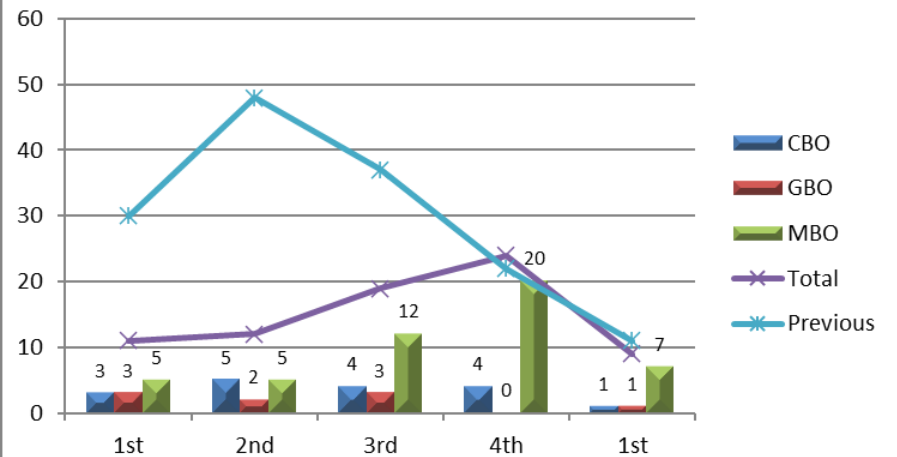


Nuisance Complaints

of Initial Visits



of Follow-up Visits



Quarterly Service Report
 Mid-Michigan District Health Department
 Community Health & Education Services
 District Wide (DW)

QTR Verified by Div Dir			
1st	2nd	3rd	4th
x			

COMMUNITY HEALTH & EDUCATION PROGRAMS	Clinton 2022/2023				Gratiot 2022/2023				Montcalm 2022/2023				DW Year To Date 2022/2023				YTD FY Total	FY Goal	DW Prev. Year to Date 2021/2022			
	1st	2nd	3rd	4th	1st	2nd	3rd	4th	1st	2nd	3rd	4th	1st	2nd	3rd	4th			1st	2nd	3rd	4th
WOMEN, INFANTS & CHILDREN																						
A. Clients Served	639				853				1511				3003	0	0	0	3003	3099	2949	3031	3043	2942
B. Client Visits	627				677				1543				2847	0	0	0	2847	12000	3156	3541	3488	3088
FAMILY PLANNING																						
A. Clients Served	26				44				49				119	0	0	0	119	700	156	186	136	139
B. Client Visits	27				44				58				129	0	0	0	129	1000	162	208	155	148
IMMUNIZATION																						
A. Clients Served	306				324				303				933	0	0	0	933	3000	1473	625	601	896
B. Client Visits	372				384				357				1113	0	0	0	1113	3200	1802	765	760	1067
C. Waivers Provided	20				22				52				94	0	0	0	94	N/A	68	48	39	261
D. Immunizations Administered	712				691				548				1951	0	0	0	1951	5700	2283	1298	1213	1630
CHILDREN SPECIAL HEALTH CARE																						
A. Clients Served	140				92				205				437	0	0	0	437	720	444	437	438	472
B. Billable Client Contacts	11				19				32				62	0	0	0	62	360	58	66	79	52
C. Non-Billable Client Contacts	301				250				386				937	0	0	0	937	2500	983	1053	1115	1103
COMMUNICABLE DISEASE/TB CONTROL																						
A. Case Count	1969				710				1011				3690	0	0	0	3690	N/A	13282	13683	4529	5445
SEXUALLY TRANSMITTED DISEASE CONTROL																						
A. Clients Served	9				8				18				35	0	0	0	35	N/A	47	45	30	24
B. Client Visits	9				8				18				35	0	0	0	35	N/A	47	45	30	24

Quarterly Service Report
 Mid-Michigan District Health Department
 Community Health & Education Services
 District Wide (DW)

QTR Verified by Div Dir			
1st	2nd	3rd	4th
x			

COMMUNITY HEALTH & EDUCATION PROGRAMS	Clinton 2022/2023				Gratiot 2022/2023				Montcalm 2022/2023				DW Year To Date 2022/2023				YTD FY Goal	FY Goal	DW Prev. Year to Date 2021/2022			
	1st	2nd	3rd	4th	1st	2nd	3rd	4th	1st	2nd	3rd	4th	1st	2nd	3rd	4th			1st	2nd	3rd	4th
HEARING SCREENING																						
A. # of Screenings	846				471				1526				2843	0	0	0	2843	8000	2124	3126	2548	1031
VISION SCREENING																						
A. # of Screenings	993				607				2114				3714	0	0	0	3714	12200	2971	4090	3548	1323
ORAL HEALTH																						
A. # of fluoride varnish Clients Served during Clinic	0				1				4				5	0	0	0	5	300	0	0	0	22
B. # of kindergarten assessments	265				183				265				713	0	0	0	713	N/A	N/A	N/A	N/A	N/A
BLOOD LEAD																						
A. # of elevated BL levels (VBLL ≥3.5)	3				1				2				6	0	0	0	6	N/A	N/A	N/A	N/A	N/A
B. # in case management	1				1				0				2	0	0	0	2	N/A	N/A	N/A	N/A	N/A
BREAST & CERVICAL CANCER CONTROL																						
A. Clients Served	4				3								7	0	0	0	7	30	9	6	2	5
HIV SCREENING																						
A. Clients Served	7				8				11				26	0	0	0	26	N/A	33	27	24	19

NOTES

STD: there were 5 clients served/visits from Shiawassee that were not included in the data.

FP: there were 3 clients & 3 visits from Shiawassee that were not included in the data.

Quarterly Service Report
 Mid-Michigan District Health Department
 Environmental Health Services
 District Wide (DW)

QTR Verified by Div Dir			
1st	2nd	3rd	4th
x			

ENVIRONMENTAL HEALTH PROGRAMS	Clinton 2022/2023				Gratiot 2022/2023				Montcalm 2022/2023				DW Year To Date 2022/2023				YTD FY Total	FY Goal	DW Prev. Year to Date 2021/2022			
	1st	2nd	3rd	4th	1st	2nd	3rd	4th	1st	2nd	3rd	4th	1st	2nd	3rd	4th			1st	2nd	3rd	4th
FOOD SERVICE SANITATION																						
A. # of Licensed Establishments (Fixed, Mobile)	200				134				206				540	0	0	0	540	535	534	534	530	537
B. # of Temporary Food Licenses	11				17				5				33	0	0	0	33	176	25	2	22	54
C. # of Completed Inspections (Fixed, Mobile)	95				56				95				246	0	0	0	246	N/A	216	307	265	369
1. Routine	78				37				88				203	0	0	0	203	N/A	188	253	230	310
2. Follow-up	17				9				7				33	0	0	0	33	N/A	28	54	35	59
E. Licensed Establishment Plan Review	2				3				2				7	0	0	0	7	24	3	7	18	6
F. Enforcement Activities	0				0				0				0	0	0	0	0	N/A	0	0	0	0
G. # of Advanced Food Training Participants	25				24				24				73	0	0	0	73	TBD	25	22	73	36
ON-SITE SEWAGE DISPOSAL																						
A. # of Permit Applications Issued	18				17				60				95	0	0	0	95	553	104	76	172	150
B. Parcels Evaluated	29				23				77				129	0	0	0	129	612	168	101	206	169
C. Inspections Conducted during and/or after construction	44				32				70				146	0	0	0	146	N/A	136	55	93	211
WATER QUALITY CONTROL (Private, Public, Non-Comm)																						
A. # of Permit Applications Issued	19				22				72				113	0	0	0	113	686	139	114	162	191
B. # of Site Inspections of Completed Water Well Systems	19				16				52				87	0	0	0	87	100%	89	79	48	101
C. # of Approvals Issued for Newly Completed Water Well Systems	24				22				70				116	0	0	0	116	80%	80	55	56	107
NUISANCE ABATEMENT																						
A. # of Complaints Submitted	9				5				22				36	0	0	0	36	N/A	27	38	44	46
1. Initial Visit	7				7				14				28	0	0	0	28	N/A	12	25	29	39
2. Follow-up Visit	1				1				7				9	0	0	0	9	N/A	11	12	19	24



Mid-Michigan District
HEALTH DEPARTMENT

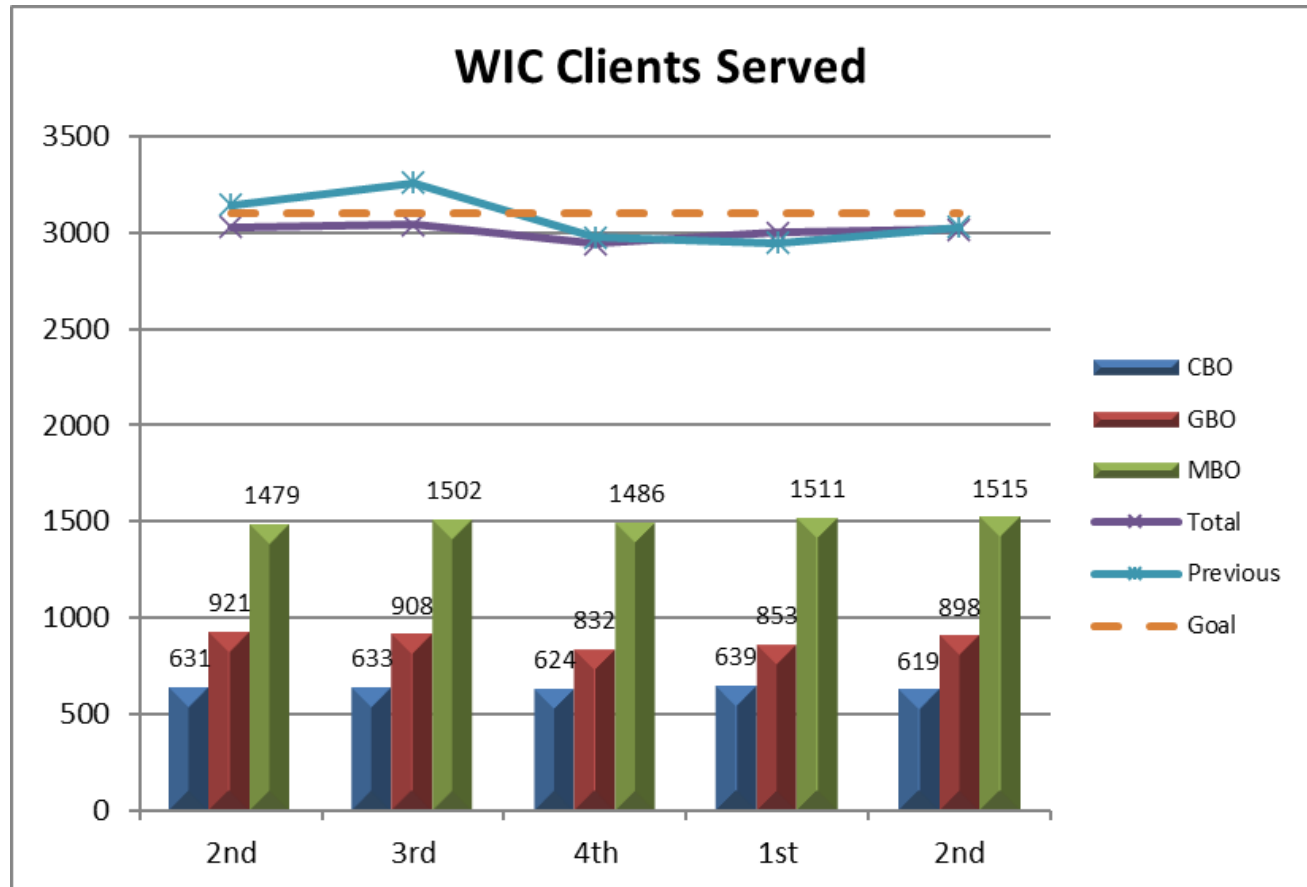
CLINTON • GRATIOT • MONTCALM

Quarterly Service Report

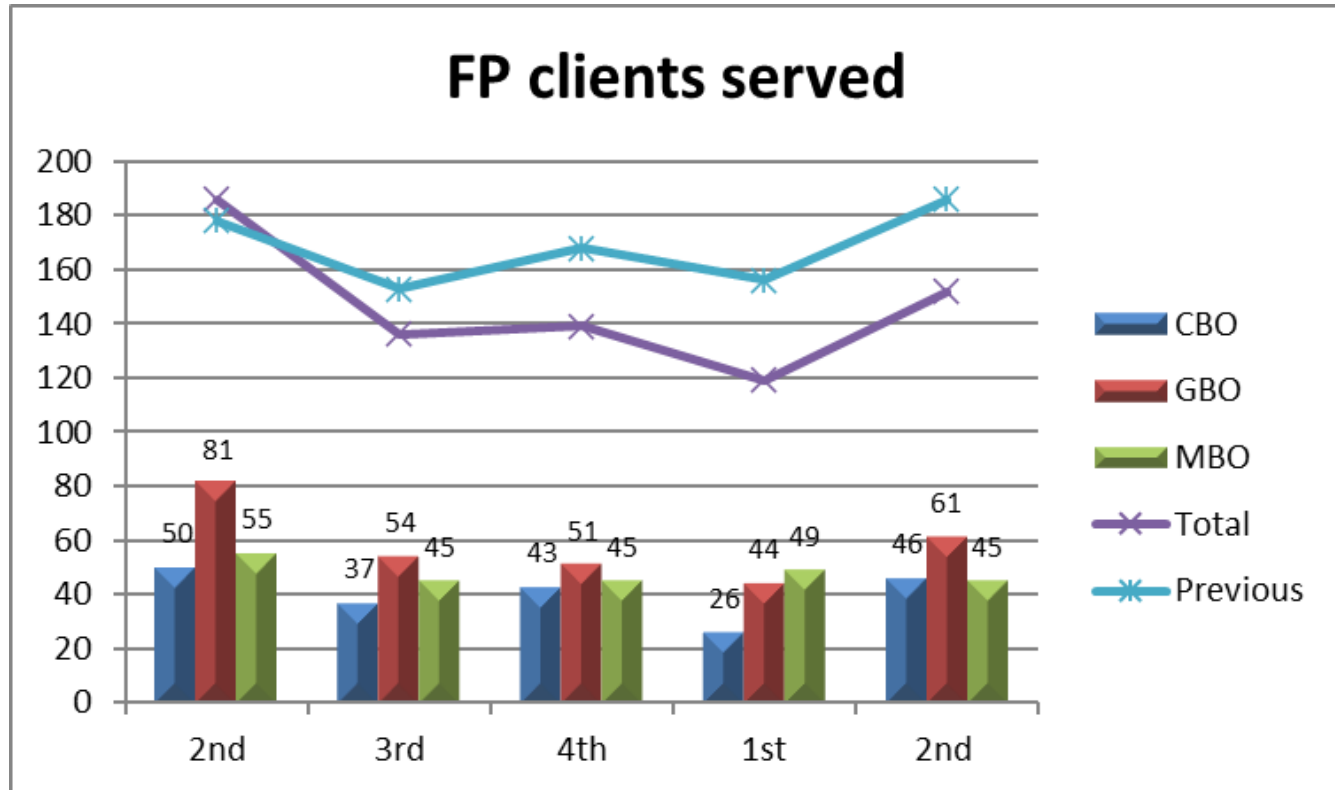
2nd Quarter 2022-2023 Totals
presented to BOH

April 26, 2023

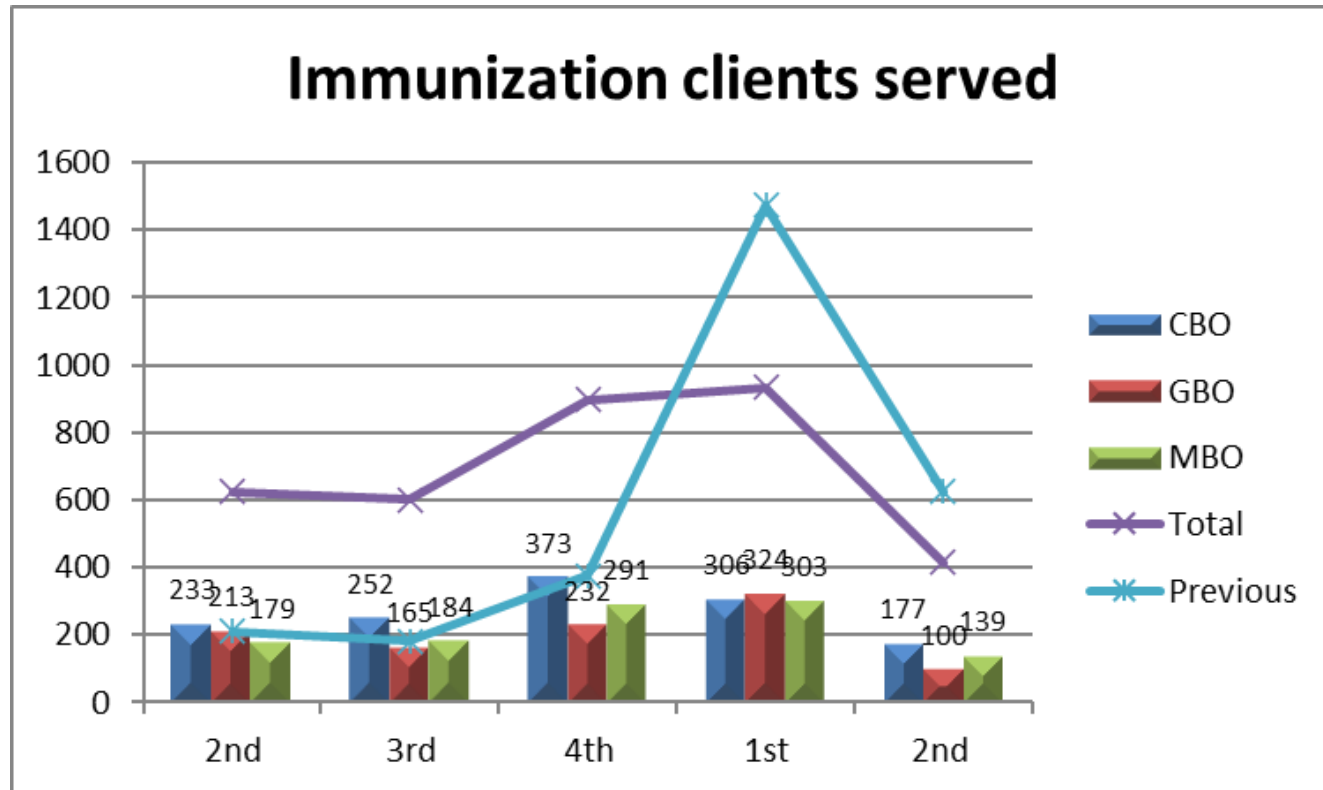
WIC



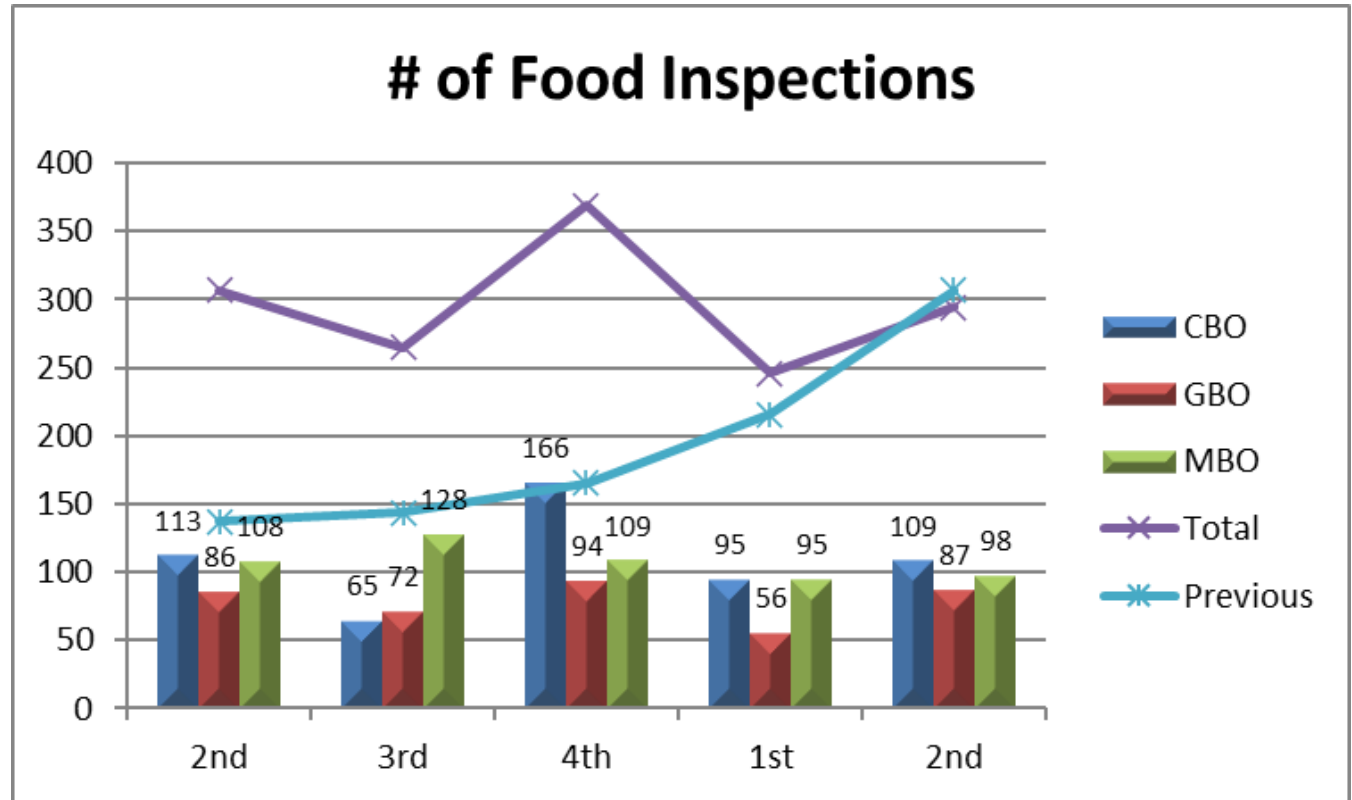
Family Planning



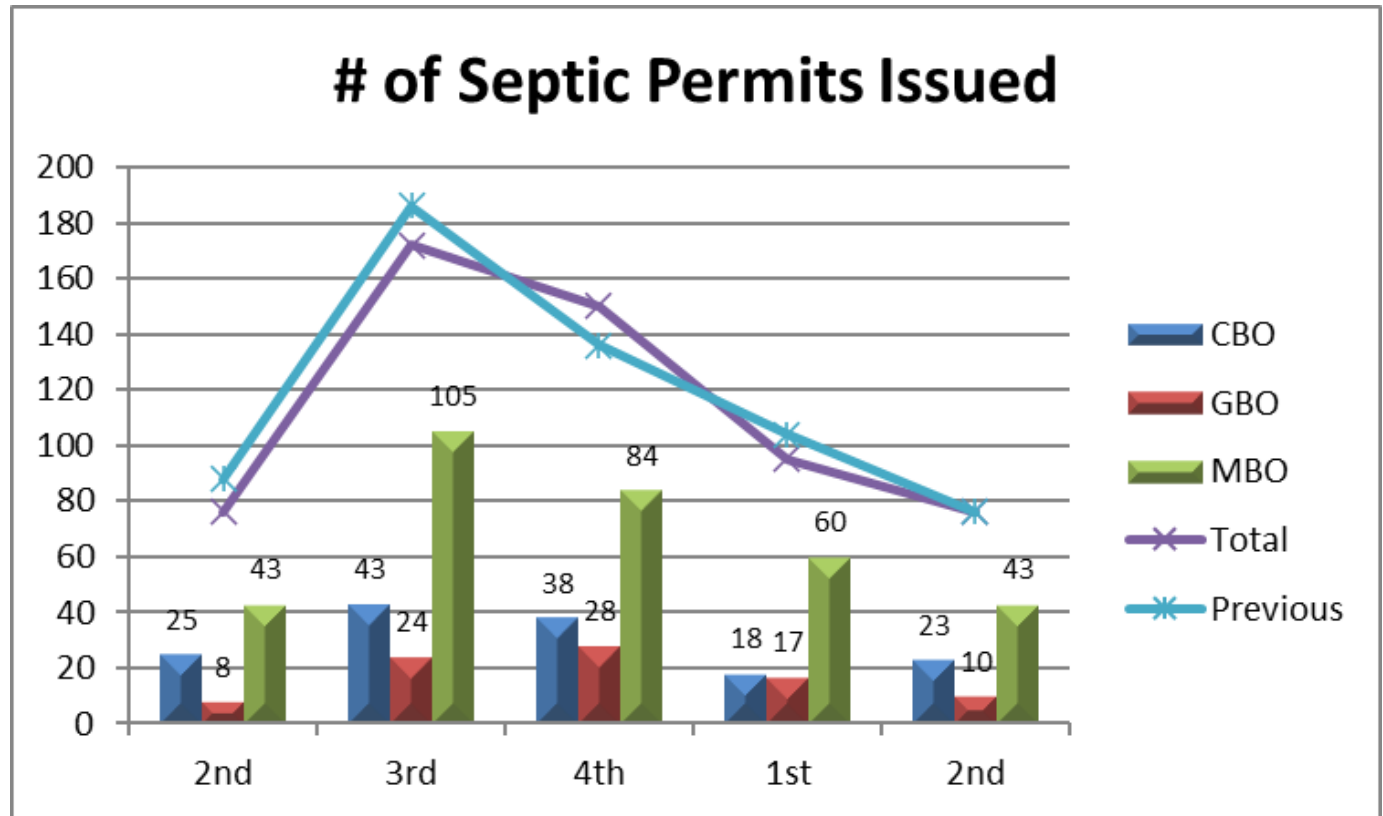
Immunizations



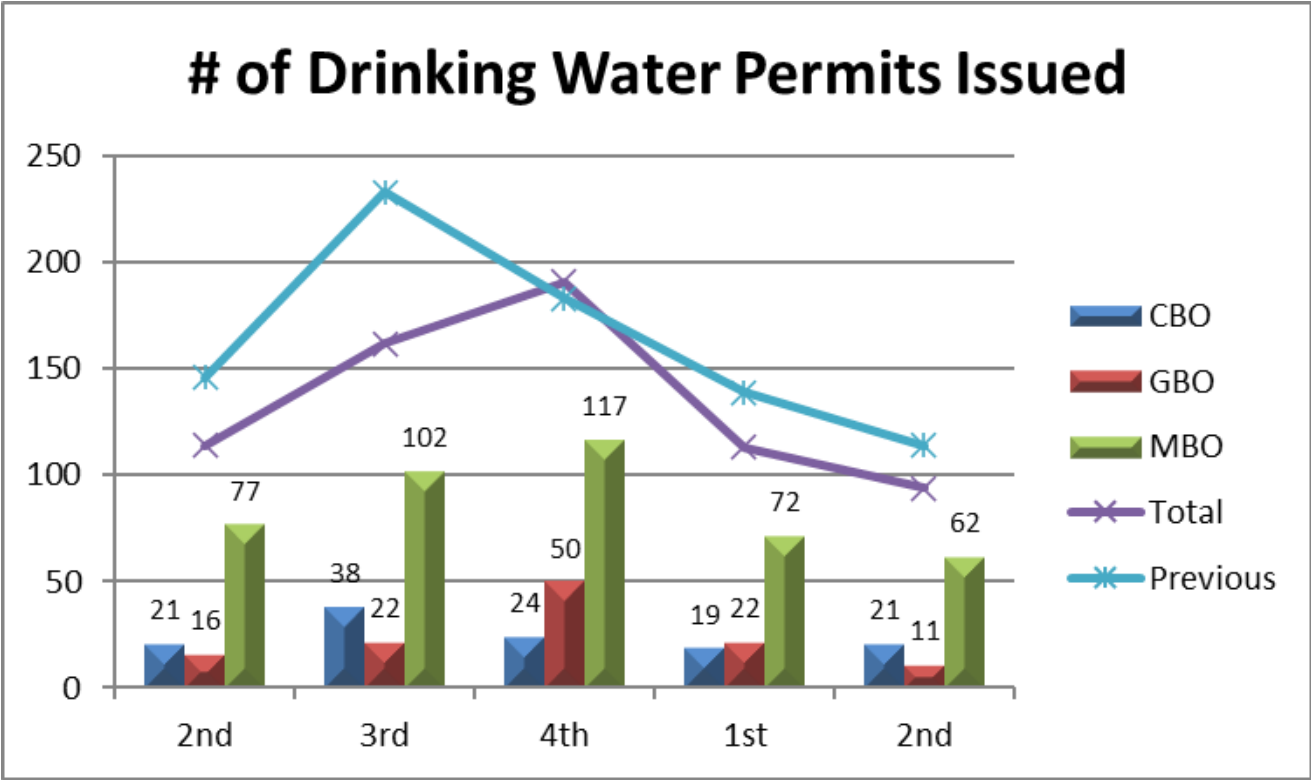
Food Service Sanitation Program



Onsite Wastewater Program

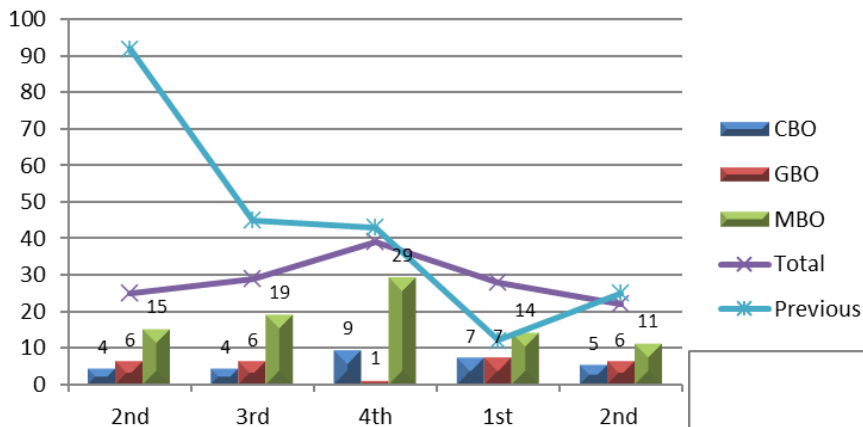


Drinking Water Program

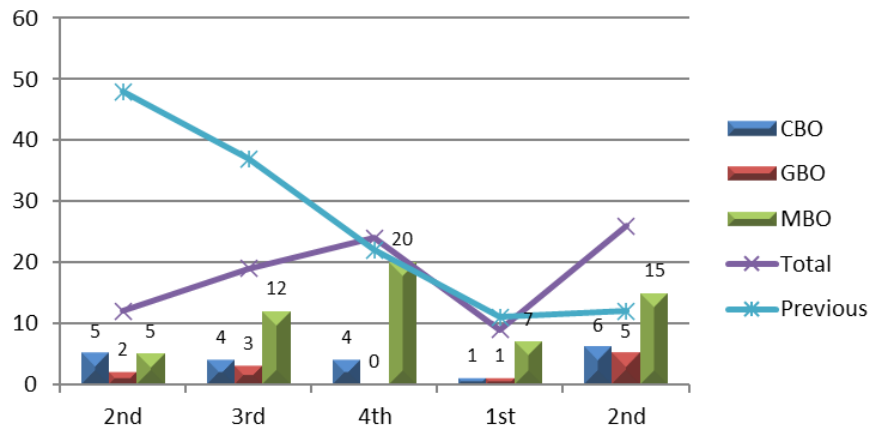


Nuisance Complaints

of Initial Visits



of Follow-up Visits



Quarterly Service Report
 Mid-Michigan District Health Department
 Community Health & Education Services
 District Wide (DW)

QTR Verified by Div Dir			
1st	2nd	3rd	4th
x	x		

COMMUNITY HEALTH & EDUCATION PROGRAMS	Clinton 2022/2023				Gratiot 2022/2023				Montcalm 2022/2023				DW Year To Date 2022/2023				YTD FY Total	FY Goal	DW Prev. Year to Date 2021/2022					
	1st	2nd	3rd	4th	1st	2nd	3rd	4th	1st	2nd	3rd	4th	1st	2nd	3rd	4th			1st	2nd	3rd	4th		
WOMEN, INFANTS & CHILDREN																								
A. Clients Served	639	619			853	898			1511	1515			3003	3032	0	0	3018	3099	2949	3031	3043	2942		
B. Client Visits	627	688			677	595			1543	1849			2847	3132	0	0	5979	12000	3156	3541	3488	3088		
FAMILY PLANNING																								
A. Clients Served	26	46			44	61			49	45			119	152	0	0	216	700	156	186	136	139		
B. Client Visits	27	48			44	65			58	45			129	158	0	0	287	1000	162	208	155	148		
IMMUNIZATION																								
A. Clients Served	306	177			324	100			303	139			933	416	0	0	1252	3000	1473	625	601	896		
B. Client Visits	372	199			384	126			357	187			1113	512	0	0	1625	3200	1802	765	760	1067		
C. Waivers Provided	20	25			22	5			52	12			94	42	0	0	136	N/A	68	48	39	261		
D. Immunizations Administered	712	456			691	289			548	352			1951	1097	0	0	3048	5700	2283	1298	1213	1630		
CHILDREN SPECIAL HEALTH CARE																								
A. Clients Served	140	148			92	103			205	203			437	454	0	0	715	720	444	437	438	472		
B. Billable Client Contacts	11	12			19	24			32	24			62	60	0	0	122	360	58	66	79	52		
C. Non-Billable Client Contacts	301	350			250	267			386	395			937	1012	0	0	1949	2500	983	1053	1115	1103		
COMMUNICABLE DISEASE/TB CONTROL																								
A. Case Count	1969	1301			710	803			1011	590			3690	2694	0	0	6384	N/A	13282	13683	4529	5445		
SEXUALLY TRANSMITTED DISEASE CONTROL																								
A. Clients Served	9	20			8	13			18	12			35	45	0	0	80	N/A	47	45	30	24		
B. Client Visits	9	21			8	14			18	20			35	55	0	0	90	N/A	47	45	30	24		

Quarterly Service Report
 Mid-Michigan District Health Department
 Community Health & Education Services
 District Wide (DW)

QTR Verified by Div Dir			
1st	2nd	3rd	4th
x	x		

COMMUNITY HEALTH & EDUCATION PROGRAMS	Clinton 2022/2023				Gratiot 2022/2023				Montcalm 2022/2023				DW Year To Date 2022/2023				YTD FY Goal	FY Goal	DW Prev. Year to Date 2021/2022			
	1st	2nd	3rd	4th	1st	2nd	3rd	4th	1st	2nd	3rd	4th	1st	2nd	3rd	4th			1st	2nd	3rd	4th
HEARING SCREENING																						
A. # of Screenings	846	908			471	679			1526	1429			2843	3016	0	0	5859	8000	2124	3126	2548	1031
VISION SCREENING																						
A. # of Screenings	993	1588			607	1130			2114	2735			3714	5453	0	0	9167	12200	2971	4090	3548	1323
ORAL HEALTH																						
A. # of fluoride varnish Clients Served during Clinic	0	0			1	0			4	38			5	38	0	0	43	600	0	0	0	22
B. # of kindergarten assessments	265	16			183	2			363	74			811	92	0	0	903	700	N/A	N/A	N/A	N/A
BLOOD LEAD																						
A. # of elevated BL levels (VBLL ≥3.5)	3	1			1	0			2	1			6	2	0	0	8	N/A	N/A	N/A	N/A	N/A
B. # in case management	1	3			1	1			0	6			2	10	0	0	2	N/A	N/A	N/A	N/A	N/A
BREAST & CERVICAL CANCER CONTROL																						
A. Clients Served	4	0			3	2							7	2	0	0	9	30	9	6	2	5
HIV SCREENING																						
A. Clients Served	7	12			8	13			11	11			26	36	0	0	62	N/A	33	27	24	19

NOTES

STD: there were 5 clients served/6 visits from Shiawassee that were not included in the data.
FP: there were 8 clients & 8 visits from Shiawassee that were not included in the data.

Quarterly Service Report
 Mid-Michigan District Health Department
 Environmental Health Services
 District Wide (DW)

QTR Verified by Div Dir			
1st	2nd	3rd	4th
x	x		

ENVIRONMENTAL HEALTH PROGRAMS	Clinton 2022/2023				Gratiot 2022/2023				Montcalm 2022/2023				DW Year To Date 2022/2023				YTD FY Total	FY Goal	DW Prev. Year to Date 2021/2022			
	1st	2nd	3rd	4th	1st	2nd	3rd	4th	1st	2nd	3rd	4th	1st	2nd	3rd	4th			1st	2nd	3rd	4th
FOOD SERVICE SANITATION																						
A. # of Licensed Establishments (Fixed, Mobile)	200	202			134	132			206	206			540	540	0	0	540	535	534	534	530	537
B. # of Temporary Food Licenses	11	4			17	1			5	3			33	8	0	0	41	176	25	2	22	54
C. # of Completed Inspections (Fixed, Mobile)	95	109			56	87			95	98			246	294	0	0	540	N/A	216	307	265	369
1. Routine	78	95			37	73			88	89			203	257	0	0	460	N/A	188	253	230	310
2. Follow-up	17	14			9	14			7	9			33	37	0	0	70	N/A	28	54	35	59
E. Licensed Establishment Plan Review	2	3			3	4			2	6			7	13	0	0	20	24	3	7	18	6
F. Enforcement Activities	0	0			0	0			0	0			0	0	0	0	0	N/A	0	0	0	0
G. # of Advanced Food Training Participants	25	24			24	7			24	0			73	31	0	0	104	TBD	25	22	73	36
ON-SITE SEWAGE DISPOSAL																						
A. # of Permit Applications Issued	18	23			17	10			60	43			95	76	0	0	171	553	104	76	172	150
B. Parcels Evaluated	29	38			23	20			77	62			129	120	0	0	249	612	168	101	206	169
C. Inspections Conducted during and/or after construction	44	12			32	14			70	41			146	67	0	0	213	N/A	136	55	93	211
WATER QUALITY CONTROL (Private, Public, Non-Comm)																						
A. # of Permit Applications Issued	19	21			22	11			72	62			113	94	0	0	207	686	139	114	162	191
B. # of Site Inspections of Completed Water Well Systems	19	20			16	16			52	48			87	84	0	0	171	100%	89	79	48	101
C. # of Approvals Issued for Newly Completed Water Well Systems	24	15			22	22			70	26			116	63	0	0	179	80%	80	55	56	107
NUISANCE ABATEMENT																						
A. # of Complaints Submitted	9	8			5	5			22	15			36	28	0	0	64	N/A	27	38	44	46
1. Initial Visit	7	5			7	6			14	11			28	22	0	0	50	N/A	12	25	29	39
2. Follow-up Visit	1	6			1	5			7	15			9	26	0	0	35	N/A	11	12	19	24



Mid-Michigan District
HEALTH DEPARTMENT

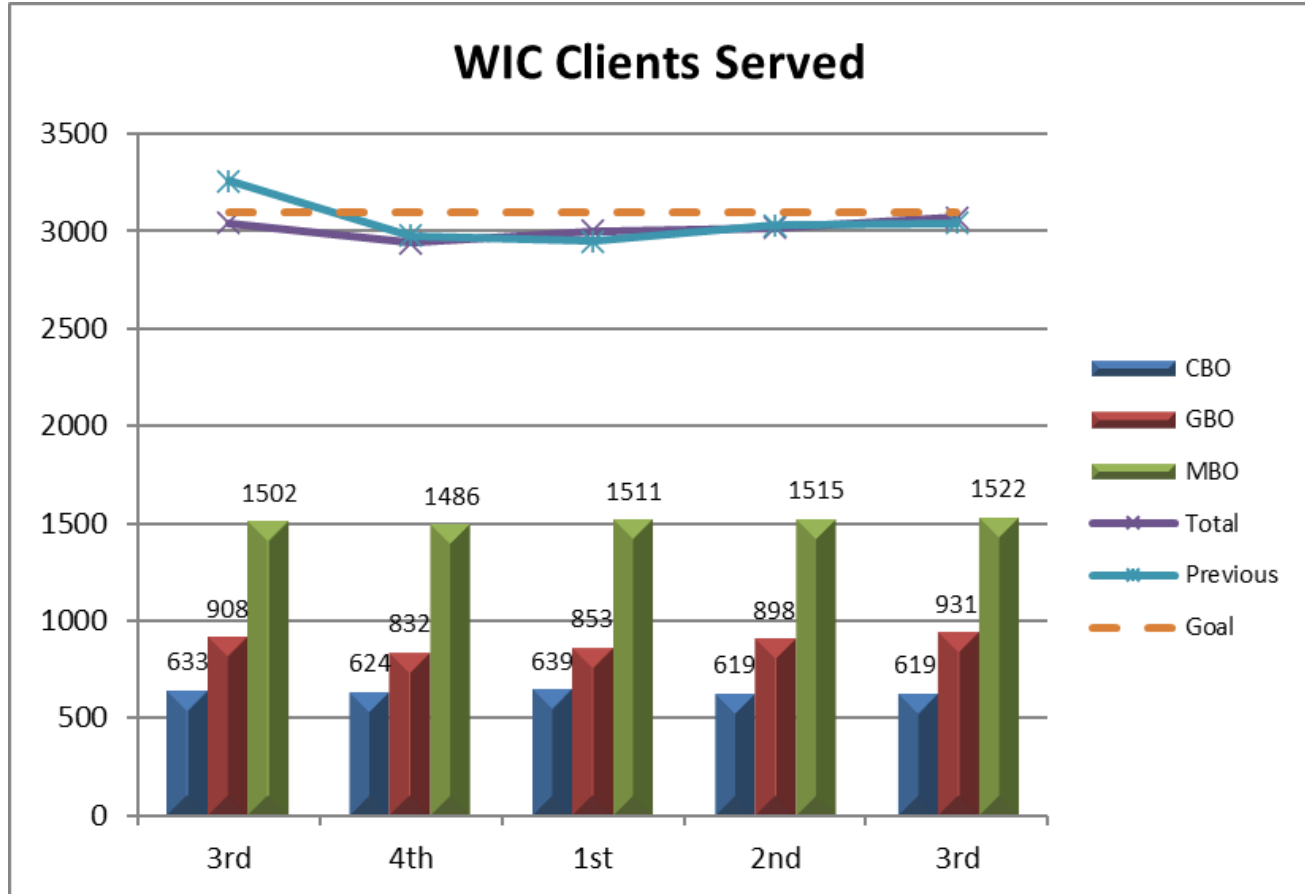
CLINTON • GRATIOT • MONTCALM

Quarterly Service Report

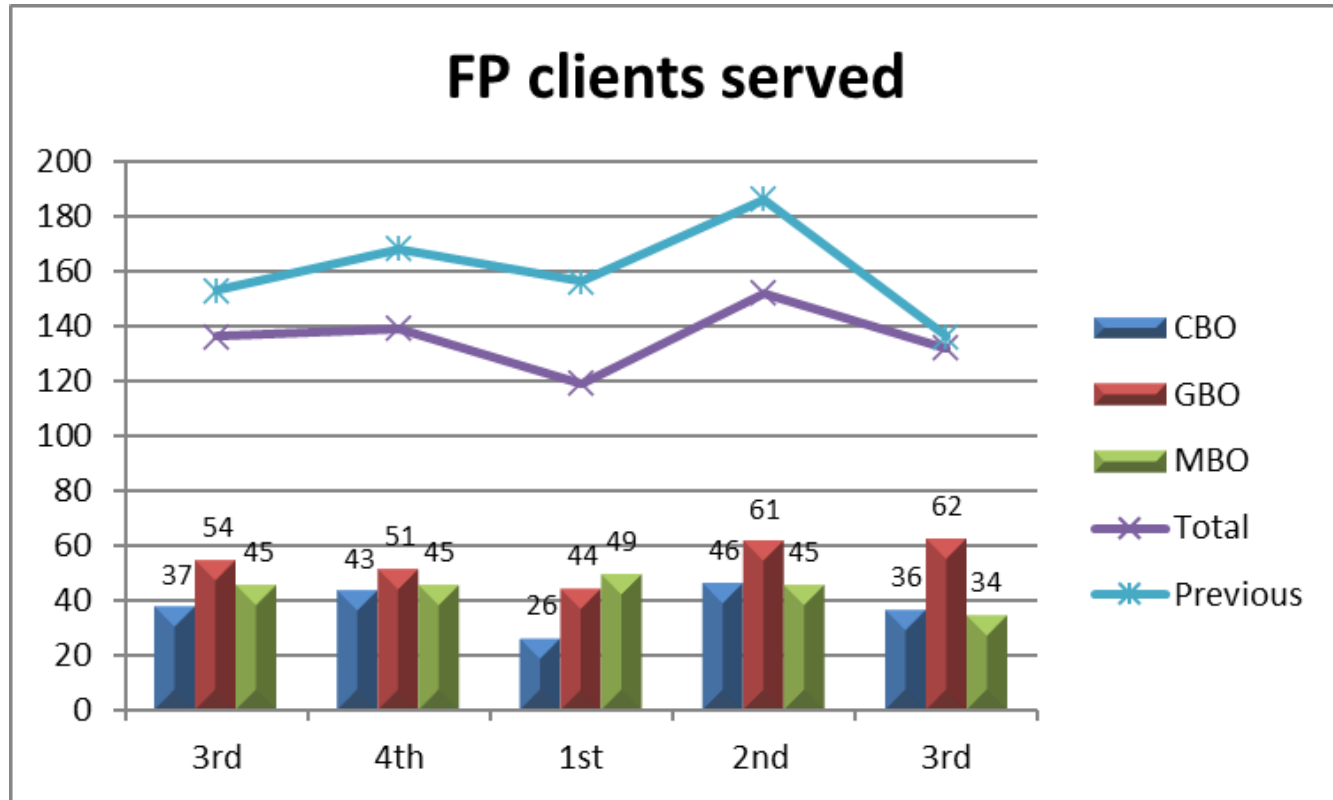
3rd Quarter 2022-2023 Totals
presented to BOH

July 26, 2023

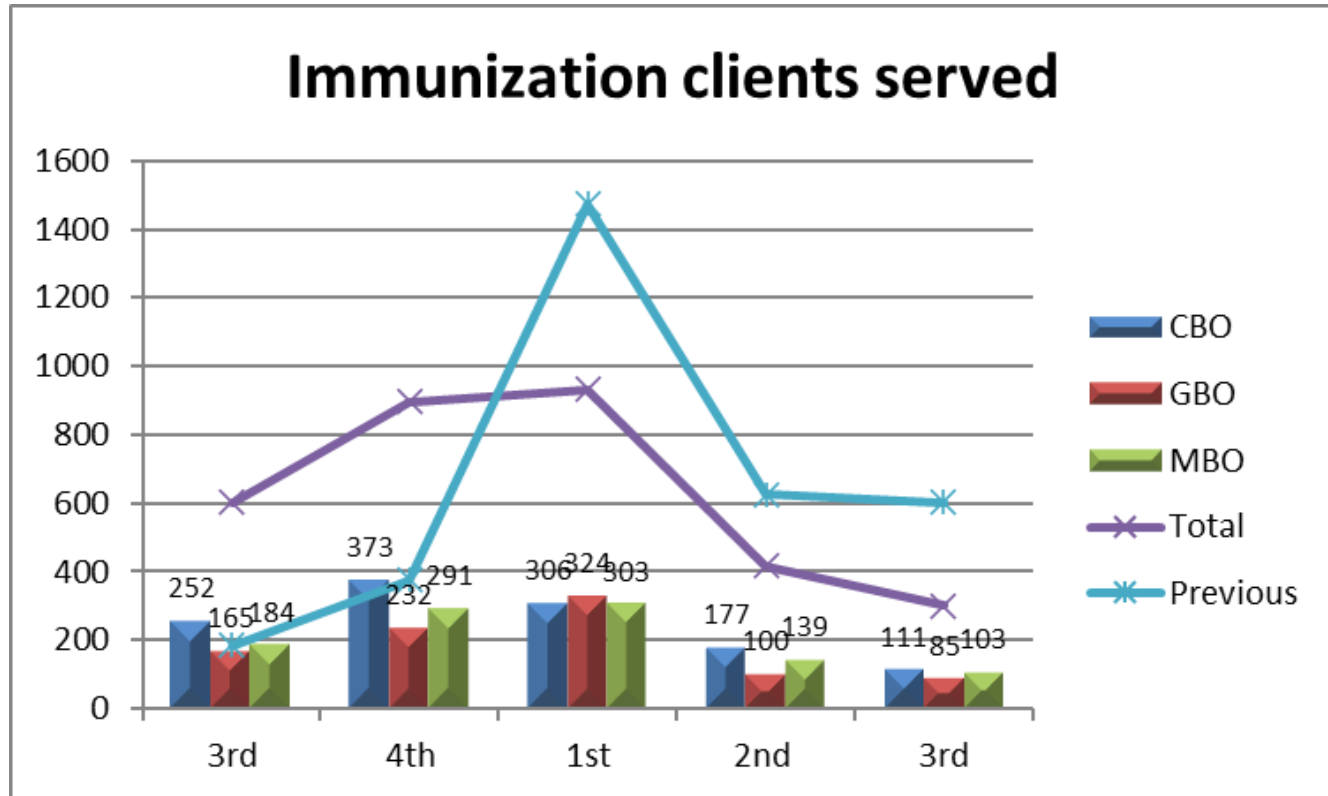
WIC



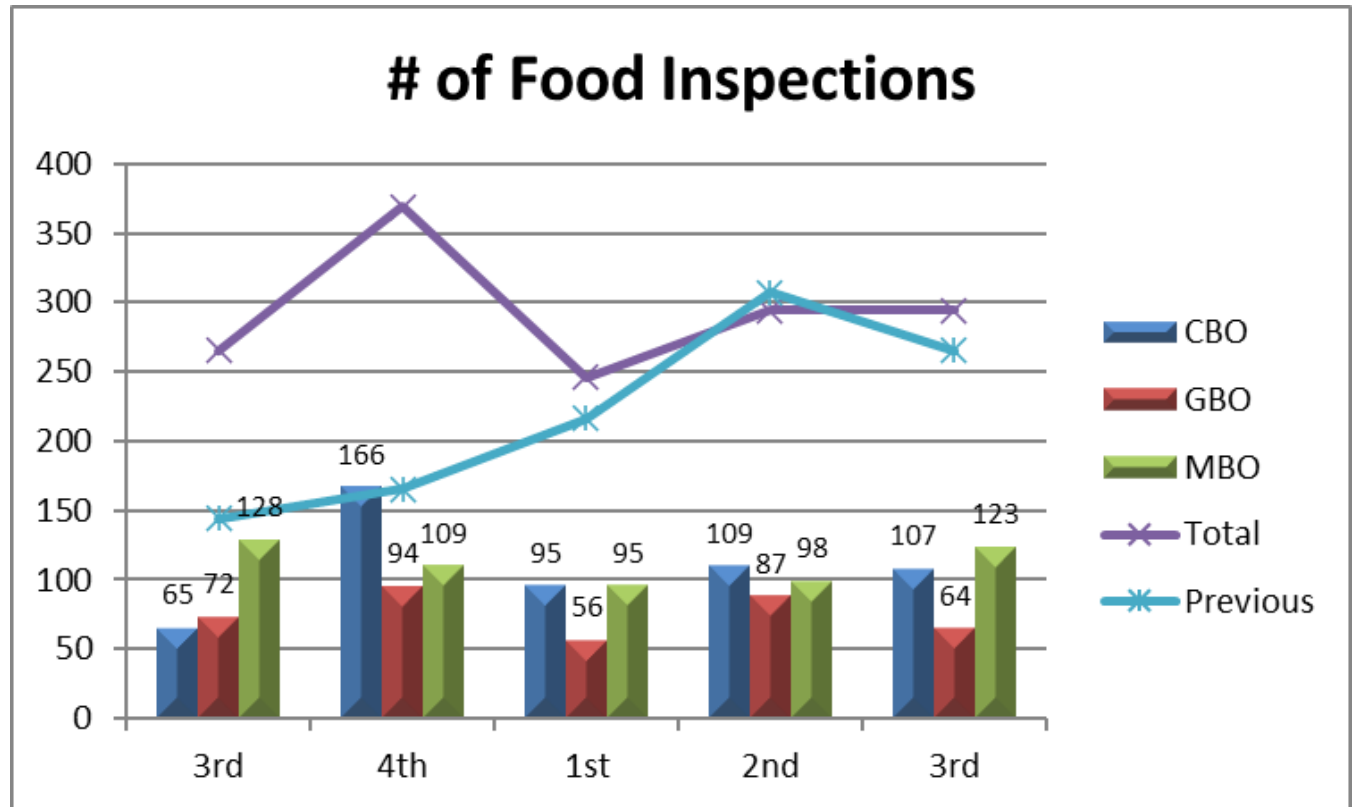
Family Planning



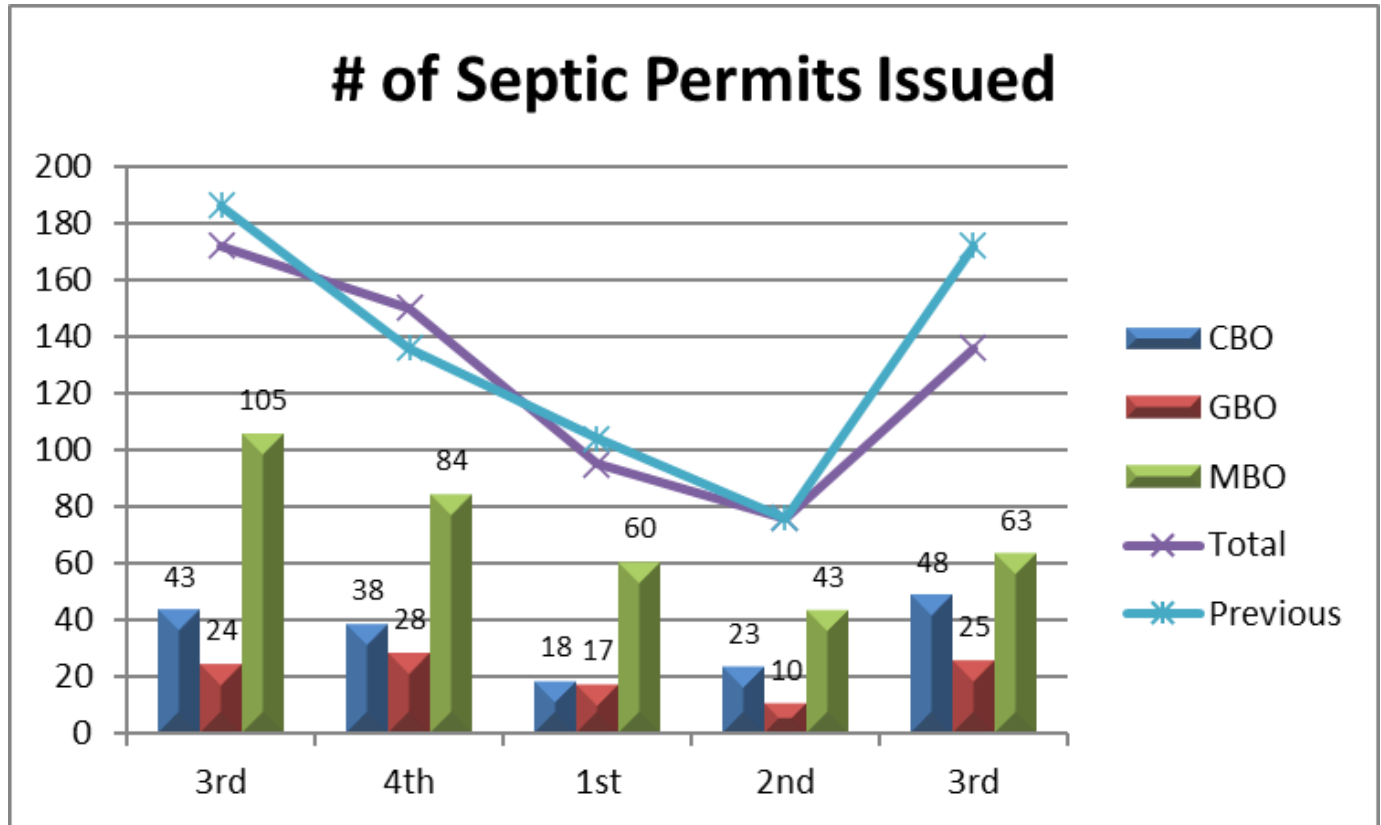
Immunizations



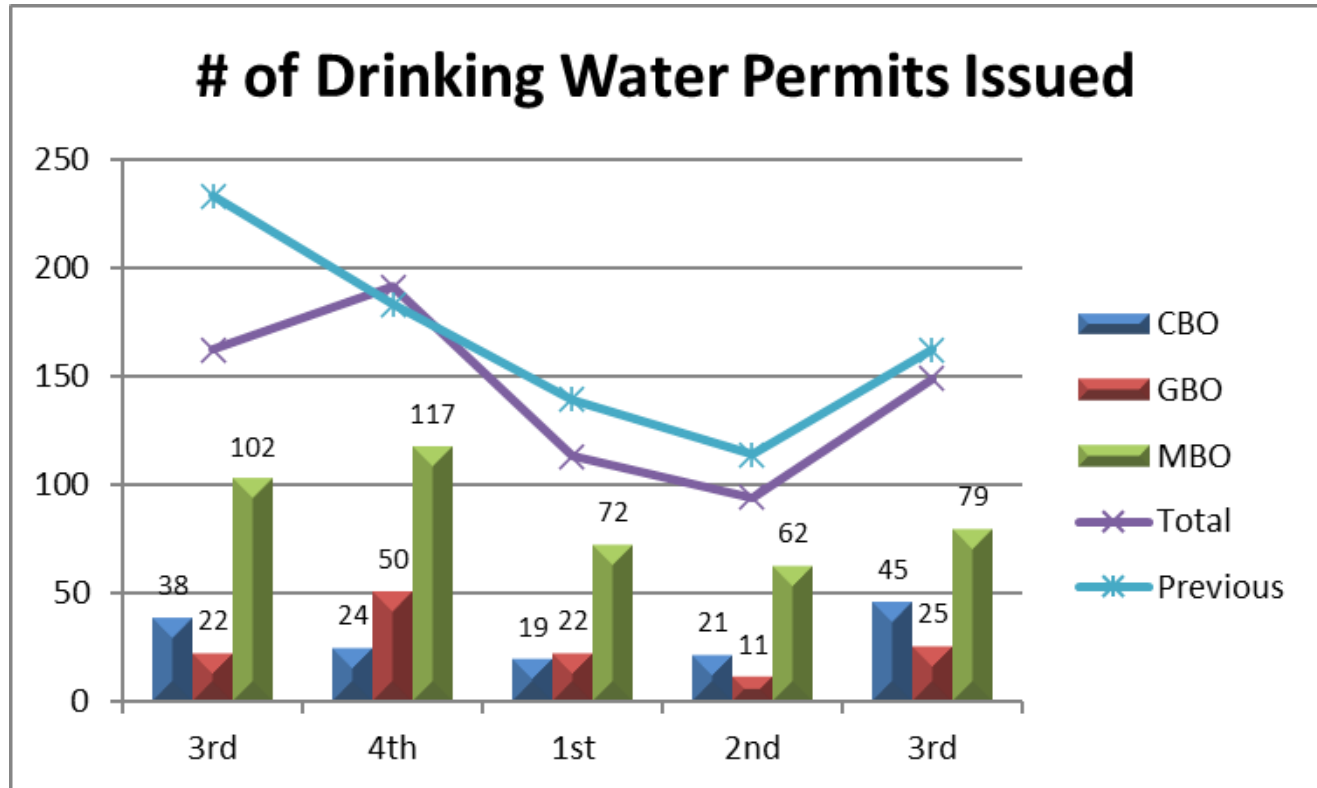
Food Service Sanitation Program



Onsite Wastewater Program

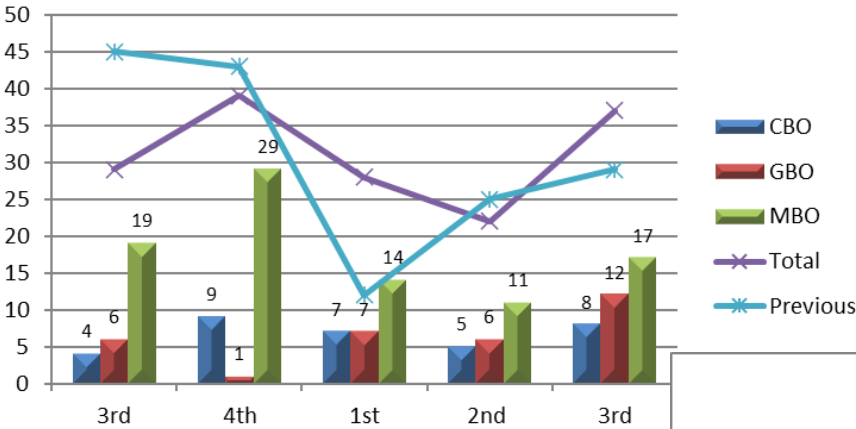


Drinking Water Program

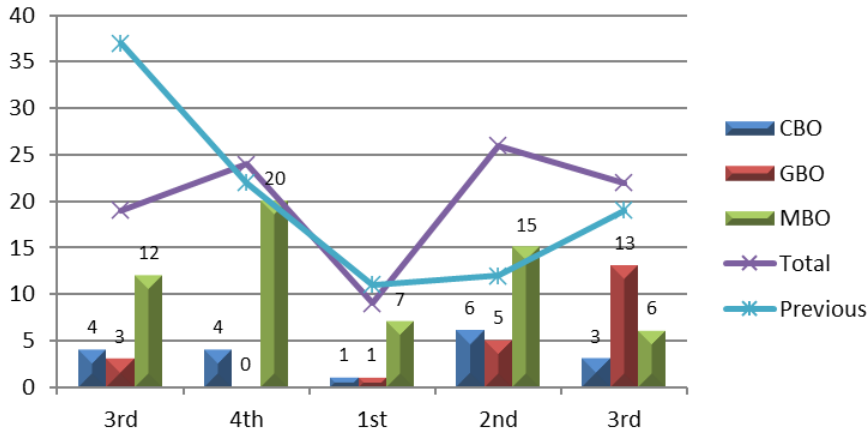


Nuisance Complaints

of Initial Visits



of Follow-up Visits



Quarterly Service Report
 Mid-Michigan District Health Department
 Community Health & Education Services
 District Wide (DW)

QTR Verified by Div Dir			
1st	2nd	3rd	4th
x	x	x	

COMMUNITY HEALTH & EDUCATION PROGRAMS	Clinton 2022/2023				Gratiot 2022/2023				Montcalm 2022/2023				DW Year To Date 2022/2023				YTD FY Total	FY Goal	DW Prev. Year to Date 2021/2022					
	1st	2nd	3rd	4th	1st	2nd	3rd	4th	1st	2nd	3rd	4th	1st	2nd	3rd	4th			1st	2nd	3rd	4th		
WOMEN, INFANTS & CHILDREN																								
A. Clients Served	639	619	619		853	898	931		1511	1515	1522		3003	3032	3072	0	3036	3099	2949	3031	3043	2942		
B. Client Visits	627	688	743		677	595	935		1543	1849	1761		2847	3132	3439	0	9418	12000	3156	3541	3488	3088		
FAMILY PLANNING																								
A. Clients Served	26	46	36		44	61	62		49	45	34		119	152	132	0	282	700	156	186	136	139		
B. Client Visits	27	48	41		44	65	69		58	45	38		129	158	148	0	435	1000	162	208	155	148		
IMMUNIZATION																								
A. Clients Served	306	177	111		324	100	85		303	139	103		933	416	299	0	1450	3000	1473	625	601	896		
B. Client Visits	372	199	124		384	126	93		357	187	118		1113	512	335	0	1960	3200	1802	765	760	1067		
C. Waivers Provided	20	25	20		22	5	4		52	12	29		94	42	53	0	189	N/A	68	48	39	261		
D. Immunizations Administered	712	456	292		691	289	191		548	352	209		1951	1097	692	0	3740	5700	2283	1298	1213	1630		
CHILDREN SPECIAL HEALTH CARE																								
A. Clients Served	140	148	130		92	103	94		205	203	202		437	454	426	0	925	720	444	437	438	472		
B. Billable Client Contacts	11	12	28		19	24	13		32	24	12		62	60	53	0	175	360	58	66	79	52		
C. Non-Billable Client Contacts	301	350	363		250	267	251		386	395	415		937	1012	1029	0	2978	2500	983	1053	1115	1103		
COMMUNICABLE DISEASE/TB CONTROL																								
A. Case Count	1969	1301	533		710	803	297		1011	590	273		3690	2694	1103	0	7487	N/A	13282	13683	4529	5445		
SEXUALLY TRANSMITTED DISEASE CONTROL																								
A. Clients Served	9	20	9		8	13	16		18	12	9		35	45	34	0	80	N/A	47	45	30	24		
B. Client Visits	9	21	9		8	14	16		18	20	9		35	55	34	0	124	N/A	47	45	30	24		

Quarterly Service Report
 Mid-Michigan District Health Department
 Community Health & Education Services
 District Wide (DW)

QTR Verified by Div Dir			
1st	2nd	3rd	4th
x	x	x	

COMMUNITY HEALTH & EDUCATION PROGRAMS	Clinton 2022/2023				Gratiot 2022/2023				Montcalm 2022/2023				DW Year To Date 2022/2023				YTD FY Goal	FY Goal	DW Prev. Year to Date 2021/2022			
	1st	2nd	3rd	4th	1st	2nd	3rd	4th	1st	2nd	3rd	4th	1st	2nd	3rd	4th			1st	2nd	3rd	4th
HEARING SCREENING																						
A. # of Screenings	846	908	469		471	679	325		1526	1429	1080		2843	3016	1874	0	7733	8000	2124	3126	2548	1031
VISION SCREENING																						
A. # of Screenings	993	1588	1680		607	1130	796		2114	2735	1052		3714	5453	3528	0	12695	12200	2971	4090	3548	1323
ORAL HEALTH																						
A. # of fluoride varnish Clients Served during Clinic	0	0	0		1	0	0		4	38	11		5	38	11	0	54	600	0	0	0	22
B. # of kindergarten assessments	265	16	102		183	2	79		363	74	158		811	92	339	0	1242	700	N/A	N/A	N/A	N/A
BLOOD LEAD																						
A. # of elevated BL levels (VBLL ≥3.5)	3	1	3		1	0	0		2	1	7		6	2	10	0	18	N/A	N/A	N/A	N/A	N/A
B. # in case management	1	3	1		1	1	2		0	6	1		2	10	4	0	16	N/A	N/A	N/A	N/A	N/A
BREAST & CERVICAL CANCER CONTROL																						
A. Clients Served	4	0	1		3	2	0						7	2	1	0	10	30	9	6	2	5
HIV SCREENING																						
A. Clients Served	7	12	13		8	13	12		11	11	6		26	36	31	0	93	N/A	33	27	24	19

NOTES

STD: there were 3 clients served/3 visits from Shiawassee that were not included in the data.
FP: there were 6 clients & 7 visits from Shiawassee that were not included in the data.

Quarterly Service Report
 Mid-Michigan District Health Department
 Environmental Health Services
 District Wide (DW)

QTR Verified by Div Dir			
1st	2nd	3rd	4th
x	x	x	

ENVIRONMENTAL HEALTH PROGRAMS	Clinton 2022/2023				Gratiot 2022/2023				Montcalm 2022/2023				DW Year To Date 2022/2023				YTD FY Total	FY Goal	DW Prev. Year to Date 2021/2022			
	1st	2nd	3rd	4th	1st	2nd	3rd	4th	1st	2nd	3rd	4th	1st	2nd	3rd	4th			1st	2nd	3rd	4th
FOOD SERVICE SANITATION																						
A. # of Licensed Establishments (Fixed, Mobile)	200	202	199		134	132	132		206	206	204		540	540	535	0	535	535	534	534	530	537
B. # of Temporary Food Licenses	11	4	12		17	1	6		5	3	42		33	8	60	0	101	176	25	2	22	54
C. # of Completed Inspections (Fixed, Mobile)	95	109	107		56	87	64		95	98	123		246	294	294	0	834	N/A	216	307	265	369
1. Routine	78	95	95		37	73	58		88	89	119		203	257	272	0	732	N/A	188	253	230	310
2. Follow-up	17	14	12		9	14	6		7	9	4		33	37	22	0	92	N/A	28	54	35	59
E. Licensed Establishment Plan Review	2	3	10		3	4	4		2	6	7		7	13	21	0	41	24	3	7	18	6
F. Enforcement Activities	0	0	0		0	0	1		0	0	3		0	0	4	0	4	N/A	0	0	0	0
G. # of Advanced Food Training Participants	25	24	25		24	7	25		24	0	26		73	31	76	0	180	TBD	25	22	73	36
ON-SITE SEWAGE DISPOSAL																						
A. # of Permit Applications Issued	18	23	48		17	10	25		60	43	63		95	76	136	0	307	553	104	76	172	150
B. Parcels Evaluated	29	38	61		23	20	39		77	62	82		129	120	182	0	431	612	168	101	206	169
C. Inspections Conducted during and/or after construction	44	12	34		32	14	46		70	41	70		146	67	150	0	363	N/A	136	55	93	211
WATER QUALITY CONTROL (Private, Public, Non-Comm)																						
A. # of Permit Applications Issued	19	21	45		22	11	25		72	62	79		113	94	149	0	356	686	139	114	162	191
B. # of Site Inspections of Completed Water Well Systems	19	20	18		16	16	26		52	48	52		87	84	96	0	267	100%	89	79	48	101
C. # of Approvals Issued for Newly Completed Water Well Systems	24	15	3		22	22	6		70	26	9		116	63	18	0	197	80%	80	55	56	107
NUISANCE ABATEMENT																						
A. # of Complaints Submitted	9	8	15		5	5	14		22	15	29		36	28	58	0	122	N/A	27	38	44	46
1. Initial Visit	7	5	8		7	6	12		14	11	17		28	22	37	0	87	N/A	12	25	29	39
2. Follow-up Visit	1	6	3		1	5	13		7	15	6		9	26	22	0	57	N/A	11	12	19	24



Mid-Michigan District
HEALTH DEPARTMENT

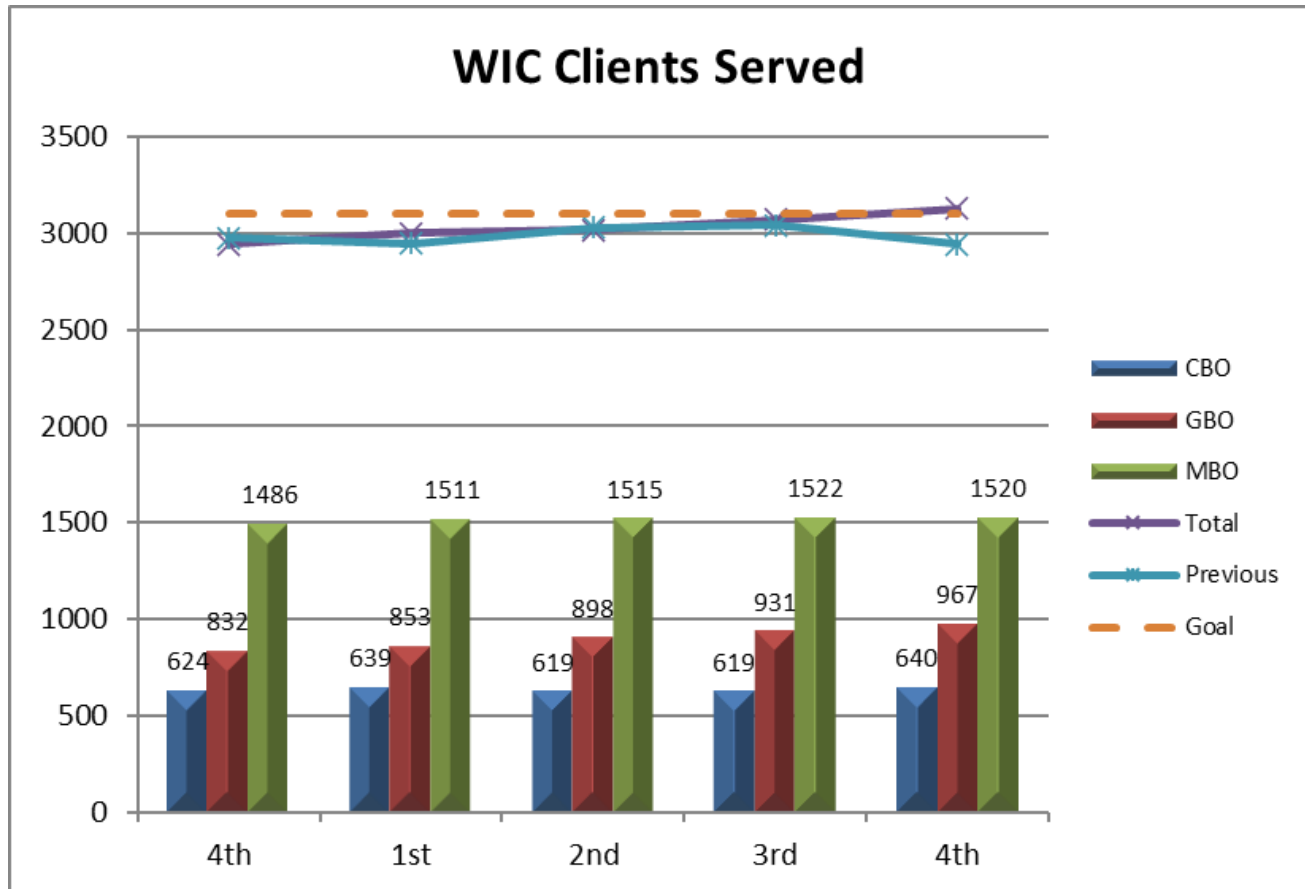
CLINTON • GRATIOT • MONTCALM

Quarterly Service Report

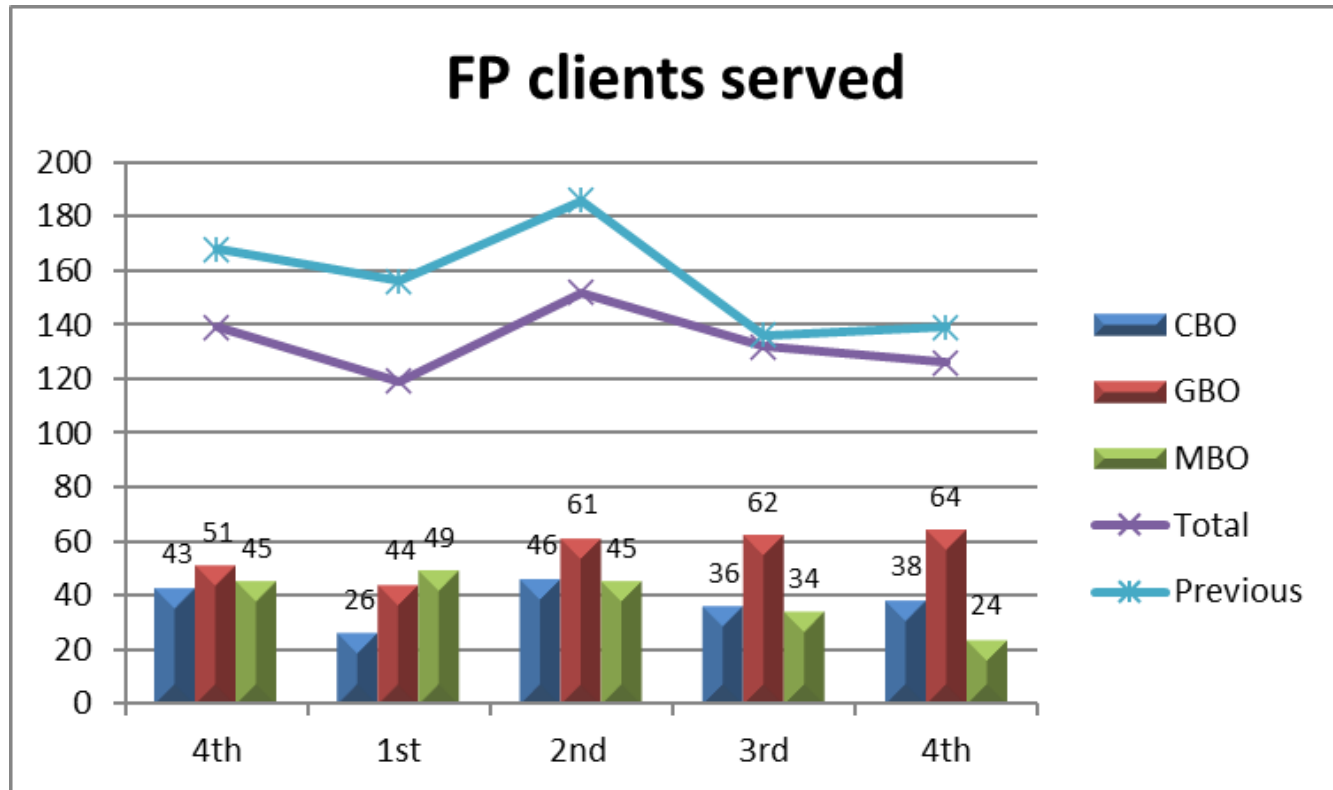
4th Quarter 2022-2023 Totals
presented to BOH

October 25, 2023

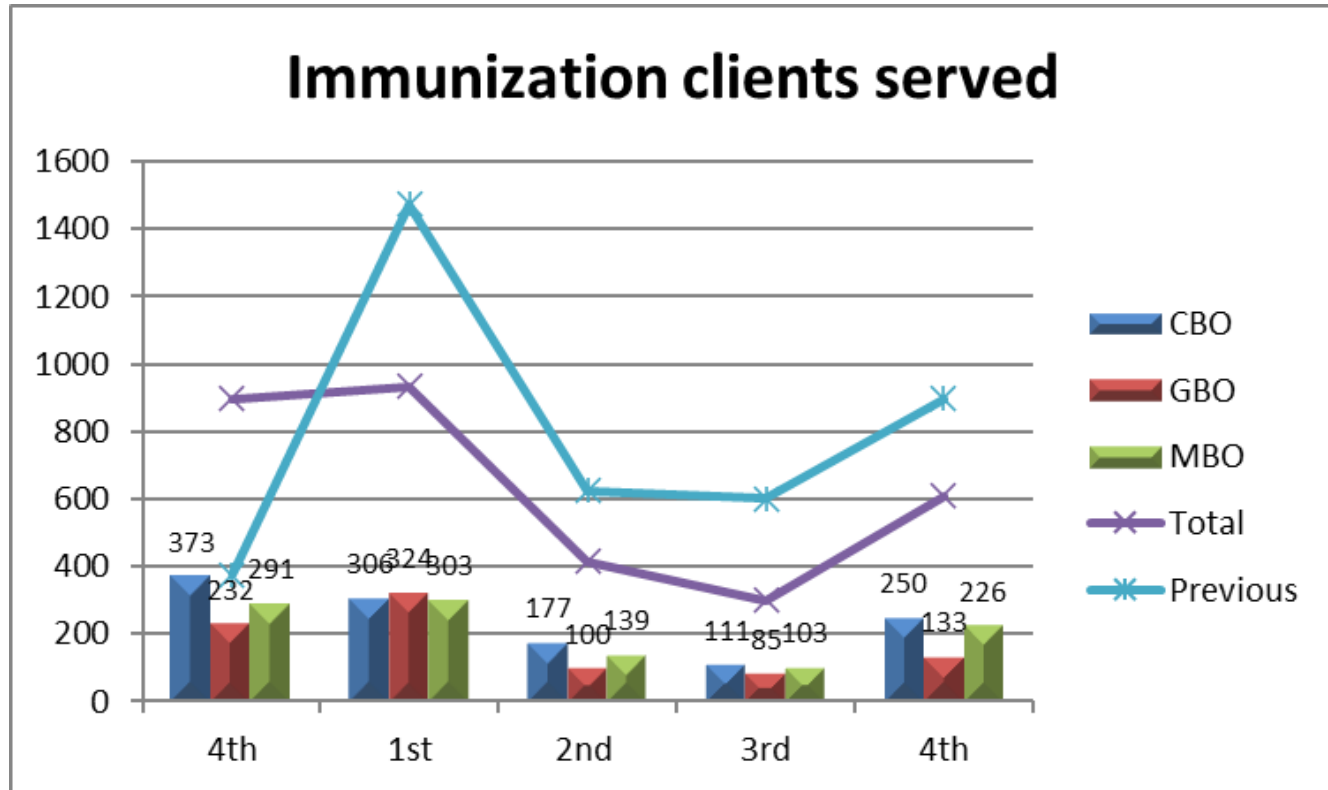
WIC



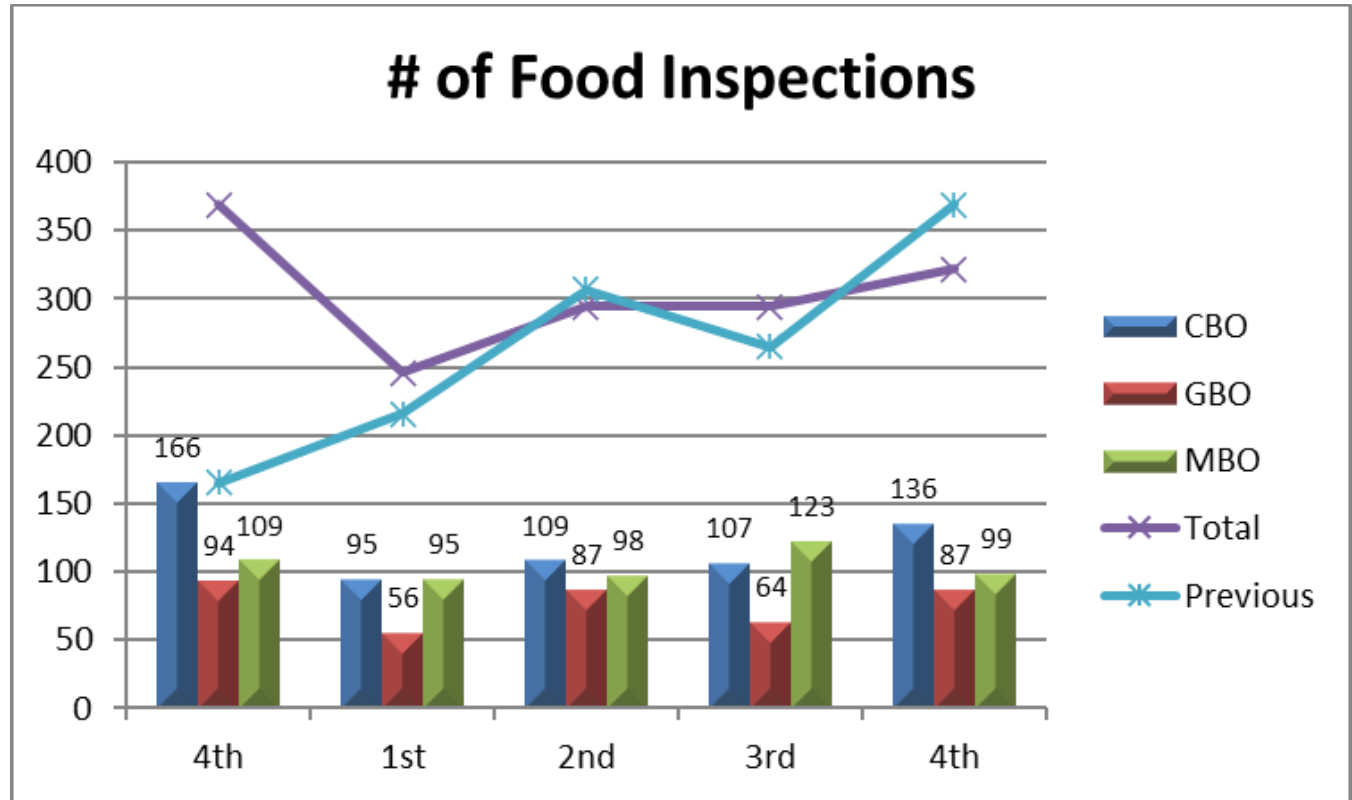
Family Planning



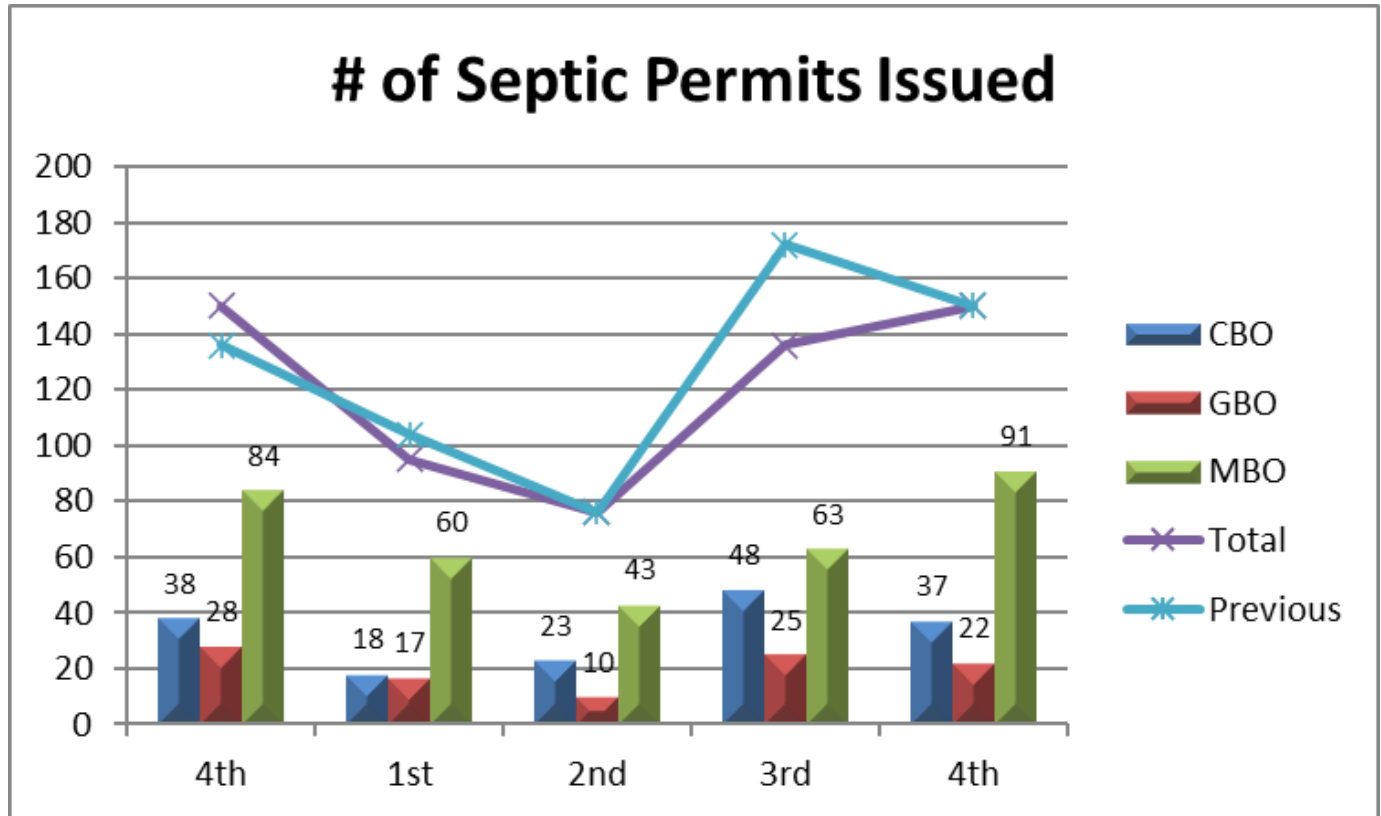
Immunizations



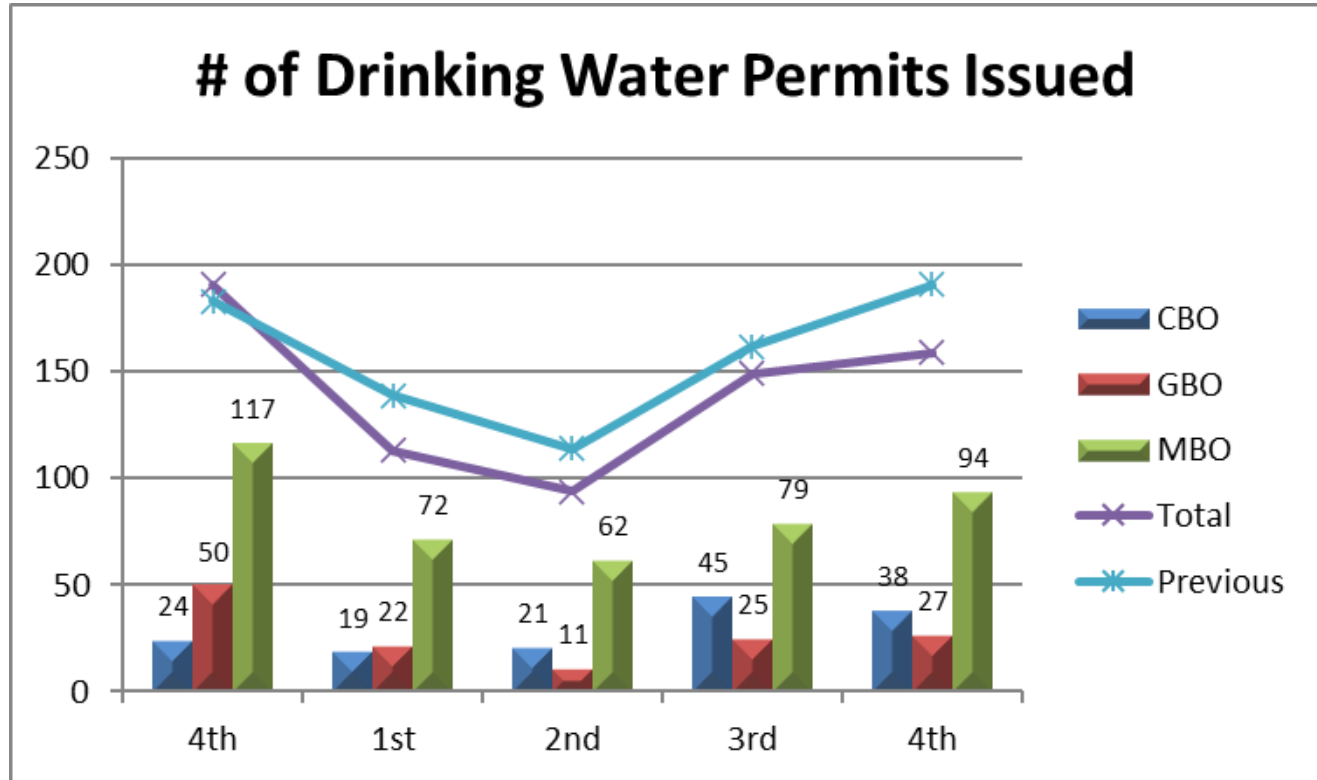
Food Service Sanitation Program



Onsite Wastewater Program

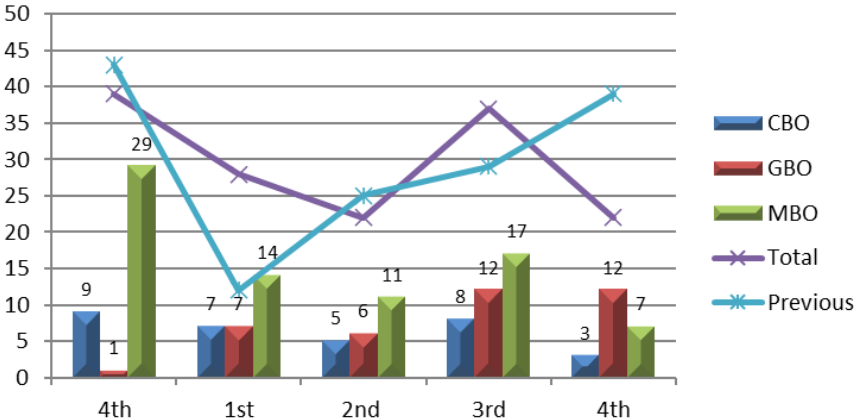


Drinking Water Program

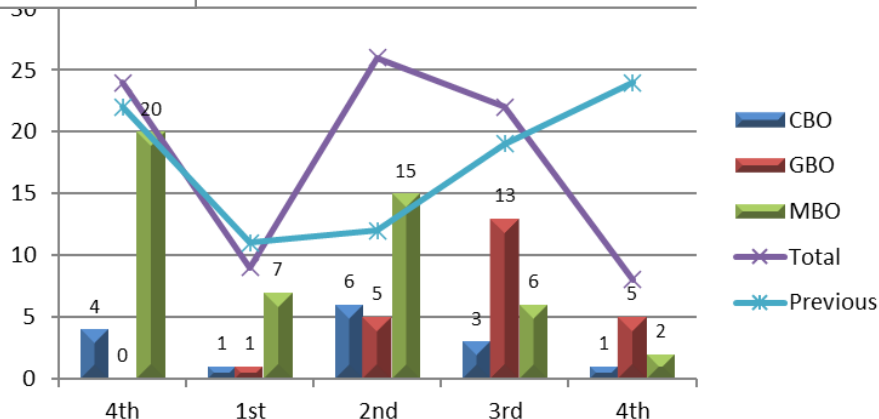


Nuisance Complaints

of Initial Visits



of Follow-up Visits



Quarterly Service Report
 Mid-Michigan District Health Department
 Community Health & Education Services
 District Wide (DW)

QTR Verified by Div Dir			
1st	2nd	3rd	4th
x	x	x	x

COMMUNITY HEALTH & EDUCATION PROGRAMS	Clinton 2022/2023				Gratiot 2022/2023				Montcalm 2022/2023				DW Year To Date 2022/2023				YTD FY Total	FY Goal	DW Prev. Year to Date 2021/2022					
	1st	2nd	3rd	4th	1st	2nd	3rd	4th	1st	2nd	3rd	4th	1st	2nd	3rd	4th			1st	2nd	3rd	4th		
WOMEN, INFANTS & CHILDREN																								
A. Clients Served	639	619	619	640	853	898	931	967	1511	1515	1522	1520	3003	3032	3072	3127	3058	3099	2949	3031	3043	2942		
B. Client Visits	627	688	743	640	677	595	935	944	1543	1849	1761	1658	2847	3132	3439	3242	12660	12000	3156	3541	3488	3088		
FAMILY PLANNING																								
A. Clients Served	26	46	36	38	44	61	62	64	49	45	34	24	119	152	132	126	505	700	156	186	136	139		
B. Client Visits	27	48	41	39	44	65	69	69	58	45	38	25	129	158	148	133	568	1000	162	208	155	148		
IMMUNIZATION																								
A. Clients Served	306	177	111	250	324	100	85	133	303	139	103	226	933	416	299	609	2001	3000	1473	625	601	896		
B. Client Visits	372	199	124	259	384	126	93	140	357	187	118	233	1113	512	335	632	2592	3200	1802	765	760	1067		
C. Waivers Provided	20	25	20	99	22	5	4	47	52	12	29	95	94	42	53	241	430	N/A	68	48	39	261		
D. Immunizations Administered	712	456	292	501	691	289	191	250	548	352	209	354	1951	1097	692	1105	4845	5700	2283	1298	1213	1630		
CHILDREN SPECIAL HEALTH CARE																								
A. Clients Served	140	148	130	159	92	103	94	96	205	203	202	238	437	454	426	493	1111	720	444	437	438	472		
B. Billable Client Contacts	11	12	28	55	19	24	13	19	32	24	12	21	62	60	53	95	270	360	58	66	79	52		
C. Non-Billable Client Contacts	301	350	363	527	250	267	251	220	386	395	415	489	937	1012	1029	1236	4214	2500	983	1053	1115	1103		
COMMUNICABLE DISEASE/TB CONTROL																								
A. Case Count	1969	1301	533	755	710	803	297	396	1011	590	273	451	3690	2694	1103	1602	9089	N/A	13282	13683	4529	5445		
SEXUALLY TRANSMITTED DISEASE CONTROL																								
A. Clients Served	9	20	9	10	8	13	16	13	18	12	9	5	35	45	34	28	146	N/A	47	45	30	24		
B. Client Visits	9	21	9	10	8	14	16	13	18	20	9	5	35	55	34	28	152	N/A	47	45	30	24		

Quarterly Service Report
 Mid-Michigan District Health Department
 Community Health & Education Services
 District Wide (DW)

QTR Verified by Div Dir			
1st	2nd	3rd	4th
X	X	X	X

COMMUNITY HEALTH & EDUCATION PROGRAMS	Clinton 2022/2023				Gratiot 2022/2023				Montcalm 2022/2023				DW Year To Date 2022/2023				YTD FY Goal	FY Goal	DW Prev. Year to Date 2021/2022			
	1st	2nd	3rd	4th	1st	2nd	3rd	4th	1st	2nd	3rd	4th	1st	2nd	3rd	4th			1st	2nd	3rd	4th
HEARING SCREENING																						
A. # of Screenings	846	908	469	90	471	679	325	235	1526	1429	1080	511	2843	3016	1874	836	8569	8000	2124	3126	2548	1031
VISION SCREENING																						
A. # of Screenings	993	1588	1680	153	607	1130	796	249	2114	2735	1052	567	3714	5453	3528	969	13664	12200	2971	4090	3548	1323
ORAL HEALTH																						
A. # of fluoride varnish Clients Served during Clinic	0	0	0	11	1	0	0	0	4	38	11	42	5	38	11	53	107	600	0	0	0	22
B. # of kindergarten assessments	265	16	102	0	183	2	79	50	363	74	158	212	811	92	339	262	1504	700	N/A	N/A	N/A	N/A
BLOOD LEAD																						
A. # of elevated BL levels (VBLL ≥3.5)	3	1	3	16	1	0	0	12	2	1	7	25	6	2	10	53	71	N/A	N/A	N/A	N/A	N/A
B. # in case management	1	3	1	4	1	1	2	4	0	6	1	4	2	10	4	12	28	N/A	N/A	N/A	N/A	N/A
BREAST & CERVICAL CANCER CONTROL																						
A. Clients Served	4	0	1	2	3	2	0	2					7	2	1	4	14	30	9	6	2	5
HIV SCREENING																						
A. Clients Served	7	12	13	10	8	13	12	8	11	11	6	7	26	36	31	25	118	N/A	33	27	24	19

NOTES

STI: there were 5 clients served & 5 visits from Shiawassee that were not included in the data.
FP: there were 7 clients & 7 visits from Shiawassee that were not included in the data.

Quarterly Service Report
 Mid-Michigan District Health Department
 Environmental Health Services
 District Wide (DW)

QTR Verified by Div Dir			
1st	2nd	3rd	4th
x	x	x	x

ENVIRONMENTAL HEALTH PROGRAMS	Clinton 2022/2023				Gratiot 2022/2023				Montcalm 2022/2023				DW Year To Date 2022/2023				YTD FY Total	FY Goal	DW Prev. Year to Date 2021/2022			
	1st	2nd	3rd	4th	1st	2nd	3rd	4th	1st	2nd	3rd	4th	1st	2nd	3rd	4th			1st	2nd	3rd	4th
FOOD SERVICE SANITATION																						
A. # of Licensed Establishments (Fixed, Mobile)	200	202	199	204	134	132	132	136	206	206	204	209	540	540	535	549	549	535	534	534	530	537
B. # of Temporary Food Licenses	11	4	12	40	17	1	6	18	5	3	42	42	33	8	60	100	201	176	25	2	22	54
C. # of Completed Inspections (Fixed, Mobile)	95	109	107	136	56	87	64	87	95	98	123	99	246	294	294	322	1156	N/A	216	307	265	369
1. Routine	78	95	95	22	37	73	58	78	88	89	119	99	203	257	272	199	931	N/A	188	253	230	310
2. Follow-up	17	14	12	14	9	14	6	9	7	9	4	0	33	37	22	23	115	N/A	28	54	35	59
E. Licensed Establishment Plan Review	2	3	10	8	3	4	4	1	2	6	7	9	7	13	21	18	59	24	3	7	18	6
F. Enforcement Activities	0	0	0	0	0	0	1	0	0	0	3	0	0	0	4	0	4	N/A	0	0	0	0
G. # of Advanced Food Training Participants	25	24	25	0	24	7	25	22	24	0	26	19	73	31	76	41	221	TBD	25	22	73	36
ON-SITE SEWAGE DISPOSAL																						
A. # of Permit Applications Issued	18	23	48	37	17	10	25	22	60	43	63	91	95	76	136	150	457	553	104	76	172	150
B. Parcels Evaluated	29	38	61	35	23	20	39	33	77	62	82	105	129	120	182	173	604	612	168	101	206	169
C. Inspections Conducted during and/or after construction	44	12	34	47	32	14	46	44	70	41	70	81	146	67	150	172	535	N/A	136	55	93	211
WATER QUALITY CONTROL (Private, Public, Non-Comm)																						
A. # of Permit Applications Issued	19	21	45	38	22	11	25	27	72	62	79	94	113	94	149	159	515	686	139	114	162	191
B. # of Site Inspections of Completed Water Well Systems	19	20	18	19	16	16	26	23	52	48	52	55	87	84	96	97	364	100%	89	79	48	101
C. # of Approvals Issued for Newly Completed Water Well Systems	24	15	3	4	22	22	6	19	70	26	9	30	116	63	18	53	250	80%	80	55	56	107
NUISANCE ABATEMENT																						
A. # of Complaints Submitted	9	8	15	13	5	5	14	8	22	15	29	21	36	28	58	42	164	N/A	27	38	44	46
1. Initial Visit	7	5	8	3	7	6	12	12	14	11	17	7	28	22	37	22	109	N/A	12	25	29	39
2. Follow-up Visit	1	6	3	1	1	5	13	5	7	15	6	2	9	26	22	8	65	N/A	11	12	19	24