



Mid-Michigan District  
HEALTH DEPARTMENT

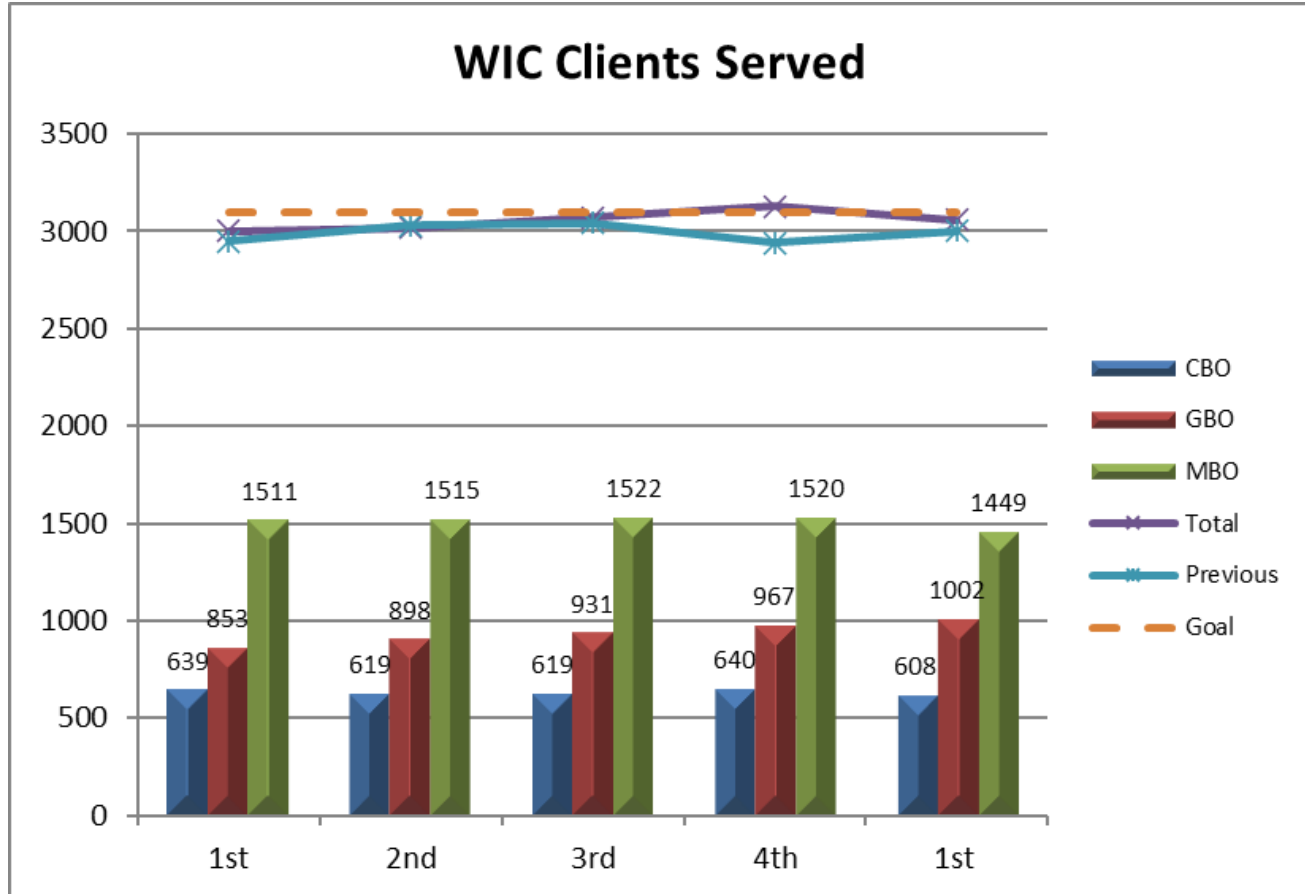
CLINTON • GRATIOT • MONTCALM

# Quarterly Service Report

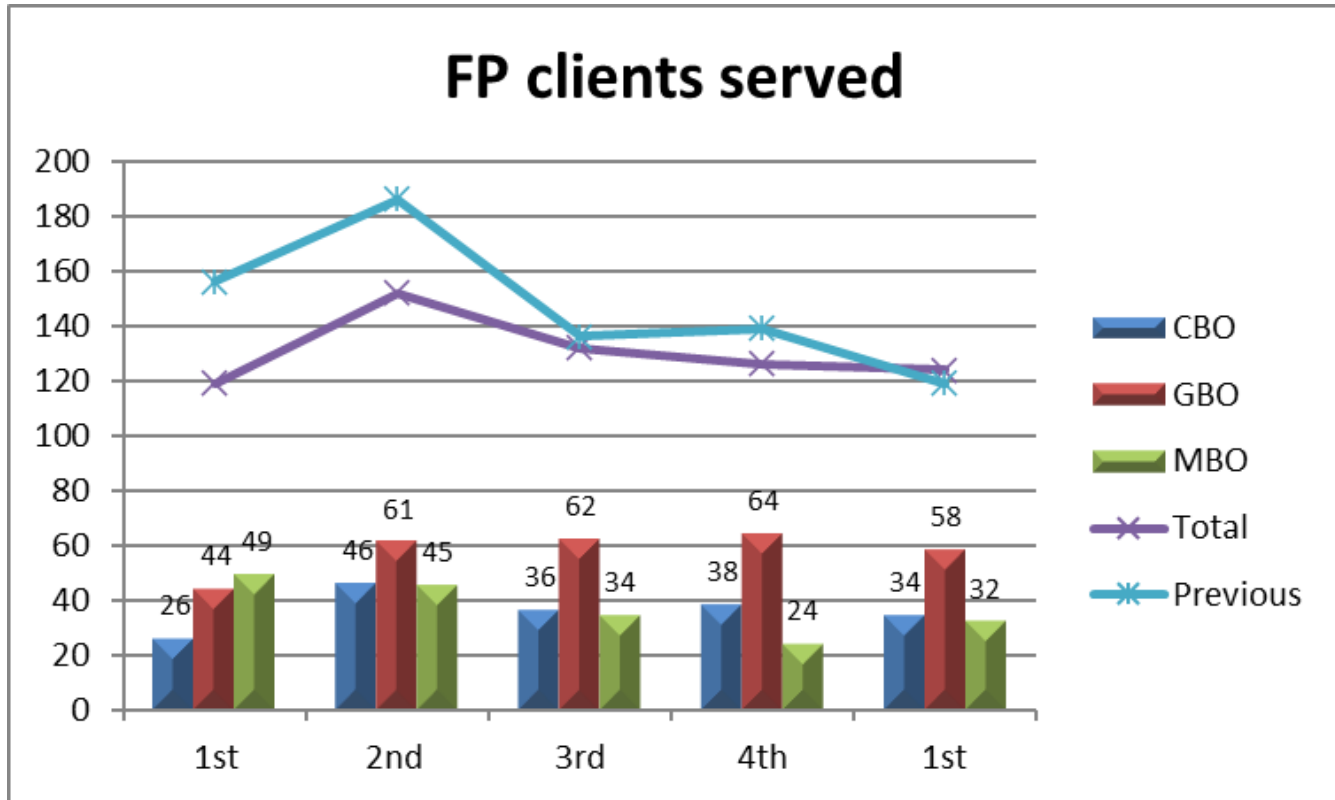
1<sup>st</sup> Quarter 2023-2024 Totals  
presented to BOH

January 24, 2024

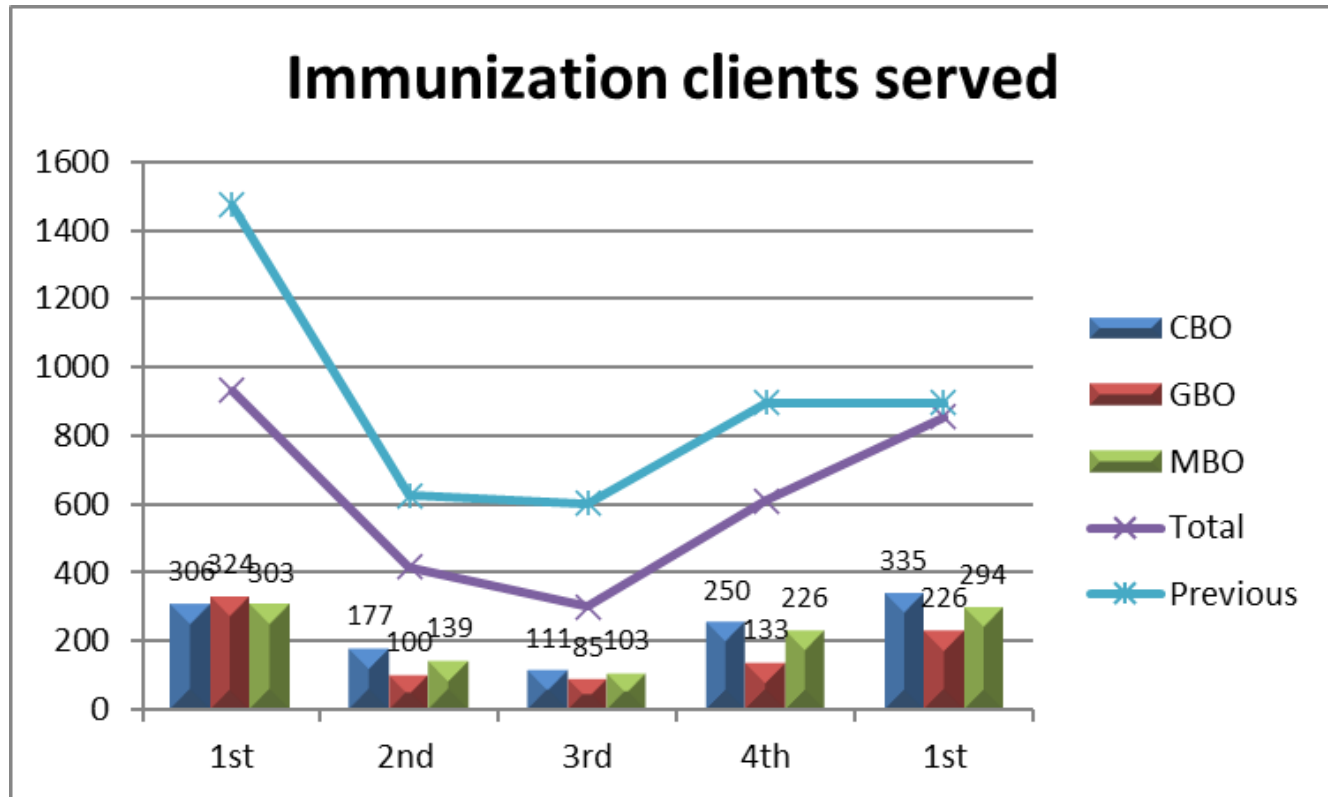
# WIC



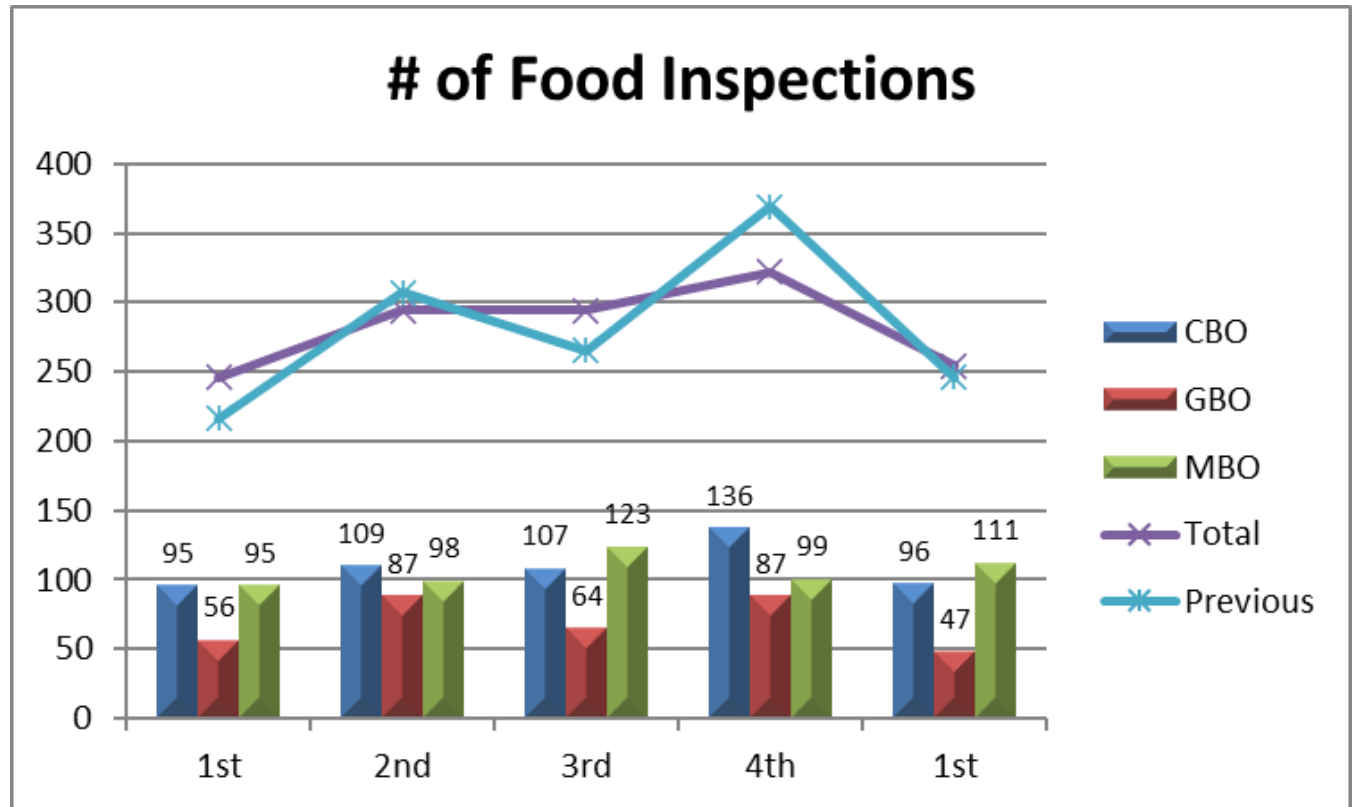
# Family Planning



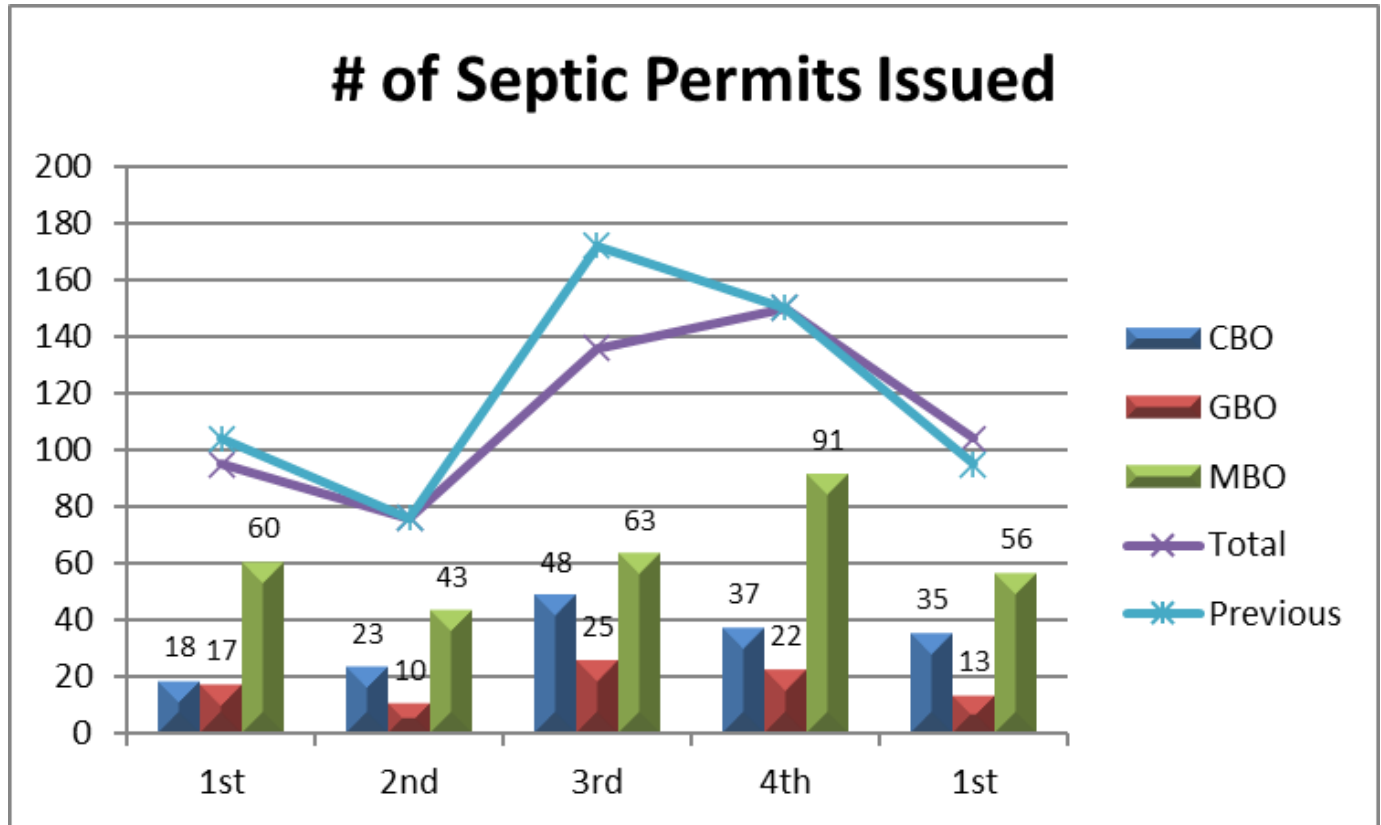
# Immunizations



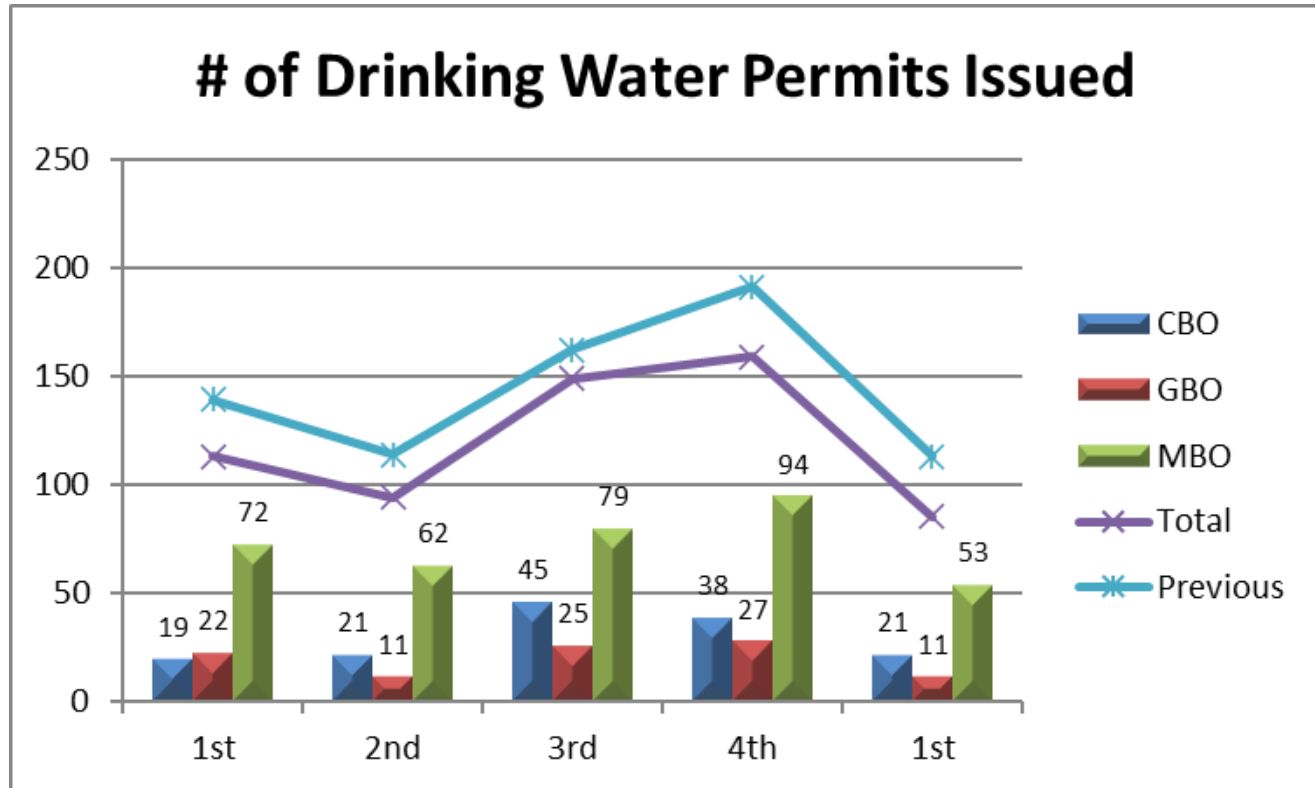
# Food Service Sanitation Program



# Onsite Wastewater Program

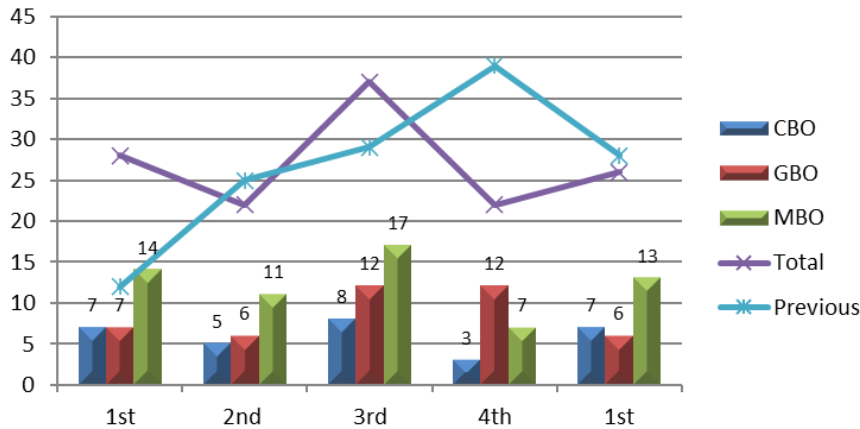


# Drinking Water Program

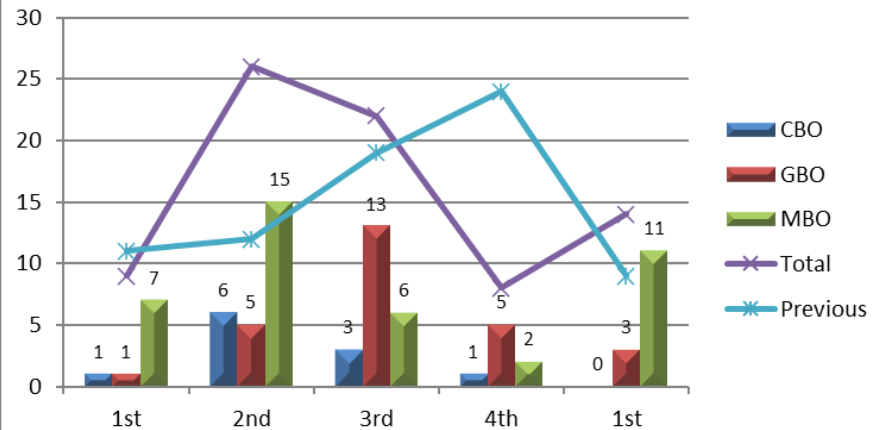


# Nuisance Complaints

## # of Initial Visits



## # of Follow-up Visits





**Quarterly Service Report**  
 Mid-Michigan District Health Department  
 Community Health & Education Services  
 District Wide (DW)

QTR Verified by Div Dir			
1st	2nd	3rd	4th
x			

COMMUNITY HEALTH & EDUCATION PROGRAMS	Clinton 2023/2024				Gratiot 2023/2024				Montcalm 2023/2024				DW Year To Date 2023/2024				YTD FY Total	FY Goal	DW Prev. Year to Date 2022/2023			
	1st	2nd	3rd	4th	1st	2nd	3rd	4th	1st	2nd	3rd	4th	1st	2nd	3rd	4th			1st	2nd	3rd	4th
<b>WOMEN, INFANTS &amp; CHILDREN</b>																						
A. Clients Served	608				1002				1449				3059	0	0	0	3059	3099	3003	3032	3072	3127
B. Client Visits	562				770				1410				2742	0	0	0	2742	12000	2847	3132	3439	3242
<b>FAMILY PLANNING</b>																						
A. Clients Served	34				58				32				124	0	0	0	124	600	119	152	132	126
B. Client Visits	37				63				32				132	0	0	0	132	700	129	158	148	133
<b>IMMUNIZATION</b>																						
A. Clients Served	335				226				294				855	0	0	0	855	2500	933	416	299	609
B. Client Visits	366				254				321				941	0	0	0	941	3000	1113	512	335	632
C. Waivers Provided	43				8				44				95	0	0	0	95	N/A	94	42	53	241
D. Immunizations Administered	709				520				550				1779	0	0	0	1779	5000	1951	1097	692	1105
<b>CHILDREN SPECIAL HEALTH CARE</b>																						
A. Clients Served	159				105				244				508	0	0	0	508	720	437	454	426	493
B. Billable Client Contacts	37				16				30				83	0	0	0	83	360	62	60	53	95
C. Non-Billable Client Contacts	493				229				484				1206	0	0	0	1206	2500	937	1012	1029	1236
<b>COMMUNICABLE DISEASE/TB CONTROL</b>																						
A. Case Count	1221				727				748				2696	0	0	0	2696	N/A	3690	2694	1103	1602
<b>SEXUALLY TRANSMITTED DISEASE CONTROL</b>																						
A. Clients Served	7				18				15				40	0	0	0	40	N/A	35	45	34	28
B. Client Visits	7				18				15				40	0	0	0	40	N/A	35	55	34	28

**Quarterly Service Report**  
 Mid-Michigan District Health Department  
 Community Health & Education Services  
 District Wide (DW)

QTR Verified by Div Dir			
1st	2nd	3rd	4th
x			

COMMUNITY HEALTH & EDUCATION PROGRAMS	Clinton 2023/2024				Gratiot 2023/2024				Montcalm 2023/2024				DW Year To Date 2023/2024				YTD FY Goal	FY Goal	DW Prev. Year to Date 2022/2023			
	1st	2nd	3rd	4th	1st	2nd	3rd	4th	1st	2nd	3rd	4th	1st	2nd	3rd	4th			1st	2nd	3rd	4th
<b>HEARING SCREENING</b>																						
A. # of Screenings	1250				915				1734				3899	0	0	0	<b>3899</b>	<b>8000</b>	2843	3016	1874	836
<b>VISION SCREENING</b>																						
A. # of Screenings	970				1060				1792				3822	0	0	0	<b>3822</b>	<b>12200</b>	3714	5453	3528	969
<b>ORAL HEALTH</b>																						
A. # of fluoride varnish Clients Served during Clinic	0				43				49				92	0	0	0	<b>92</b>	<b>400</b>	5	38	11	53
B. # of kindergarten assessments	173				128				215				516	0	0	0	<b>516</b>	<b>1600</b>	811	92	339	262
<b>BLOOD LEAD</b>																						
A. # of elevated BL levels (VBLL ≥3.5)	14				5				35				54	0	0	0	<b>54</b>	<b>N/A</b>	6	2	10	53
B. # in case management	5				4				15				24	0	0	0	<b>24</b>	<b>N/A</b>	2	10	4	12
<b>BREAST &amp; CERVICAL CANCER CONTROL</b>																						
A. Clients Served	2				4								6	0	0	0	<b>6</b>	<b>30</b>	7	2	1	4
<b>HIV SCREENING</b>																						
A. Clients Served	9				14				16				39	0	0	0	<b>39</b>	<b>N/A</b>	26	36	31	25

**NOTES**

**STI:** there were 7 clients served & 7 visits from Shiawassee that were not included in the data.  
**FP:** there were 8 clients & 8 visits from Shiawassee that were not included in the data.

**Quarterly Service Report**  
 Mid-Michigan District Health Department  
 Environmental Health Services  
 District Wide (DW)

QTR Verified by Div Dir			
1st	2nd	3rd	4th
x			

ENVIRONMENTAL HEALTH PROGRAMS	Clinton 2023/2024				Gratiot 2023/2024				Montcalm 2023/2024				DW Year To Date 2023/2024				YTD FY Total	FY Goal	DW Prev. Year to Date 2022/2023			
	1st	2nd	3rd	4th	1st	2nd	3rd	4th	1st	2nd	3rd	4th	1st	2nd	3rd	4th			1st	2nd	3rd	4th
<b>FOOD SERVICE SANITATION</b>																						
A. # of Licensed Establishments (Fixed, Mobile)	207				138				207				552	0	0	0	552	535	540	540	535	549
B. # of Temporary Food Licenses	8				14				6				28	0	0	0	28	176	33	8	60	100
C. # of Completed Inspections (Fixed, Mobile)	96				47				111				254	0	0	0	254	N/A	246	294	294	322
1. Routine	81				40				100				221	0	0	0	221	N/A	203	257	272	199
2. Follow-up	15				7				11				33	0	0	0	33	N/A	33	37	22	23
E. Licensed Establishment Plan Review	9				1				3				13	0	0	0	13	24	7	13	21	18
F. Enforcement Activities	1				0				0				1	0	0	0	1	N/A	0	0	4	0
G. # of Advanced Food Training Participants	35				0				11				46	0	0	0	46	100	73	31	76	41
<b>ON-SITE SEWAGE DISPOSAL</b>																						
A. # of Permit Applications Issued	35				13				56				104	0	0	0	104	553	95	76	136	150
B. Parcels Evaluated	36				16				83				135	0	0	0	135	612	129	120	182	173
C. Inspections Conducted during and/or after construction	54				51				82				187	0	0	0	187	N/A	146	67	150	172
<b>WATER QUALITY CONTROL (Private, Public, Non-Comm)</b>																						
A. # of Permit Applications Issued	21				11				53				85	0	0	0	85	686	113	94	149	159
B. # of Site Inspections of Completed Water Well Systems	11				16				39				66	0	0	0	66	100%	87	84	96	97
C. # of Approvals Issued for Newly Completed Water Well Systems	0				6				19				25	0	0	0	25	80%	116	63	18	53
<b>NUISANCE ABATEMENT</b>																						
A. # of Complaints Submitted	13				6				12				31	0	0	0	31	N/A	36	28	58	42
1. Initial Visit	7				6				13				26	0	0	0	26	N/A	28	22	37	22
2. Follow-up Visit	0				3				11				14	0	0	0	14	N/A	9	26	22	8