



Mid-Michigan District
HEALTH DEPARTMENT

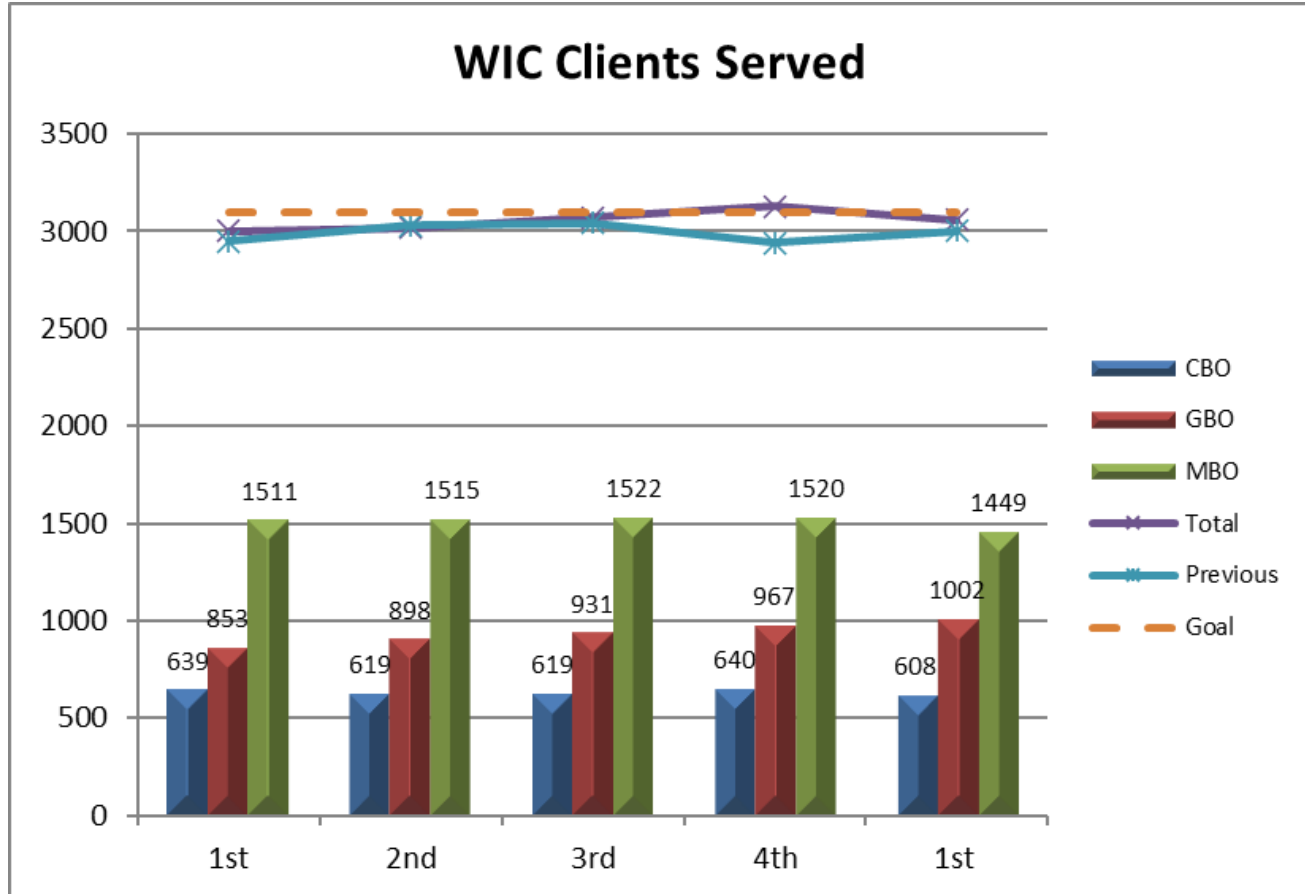
CLINTON • GRATIOT • MONTCALM

Quarterly Service Report

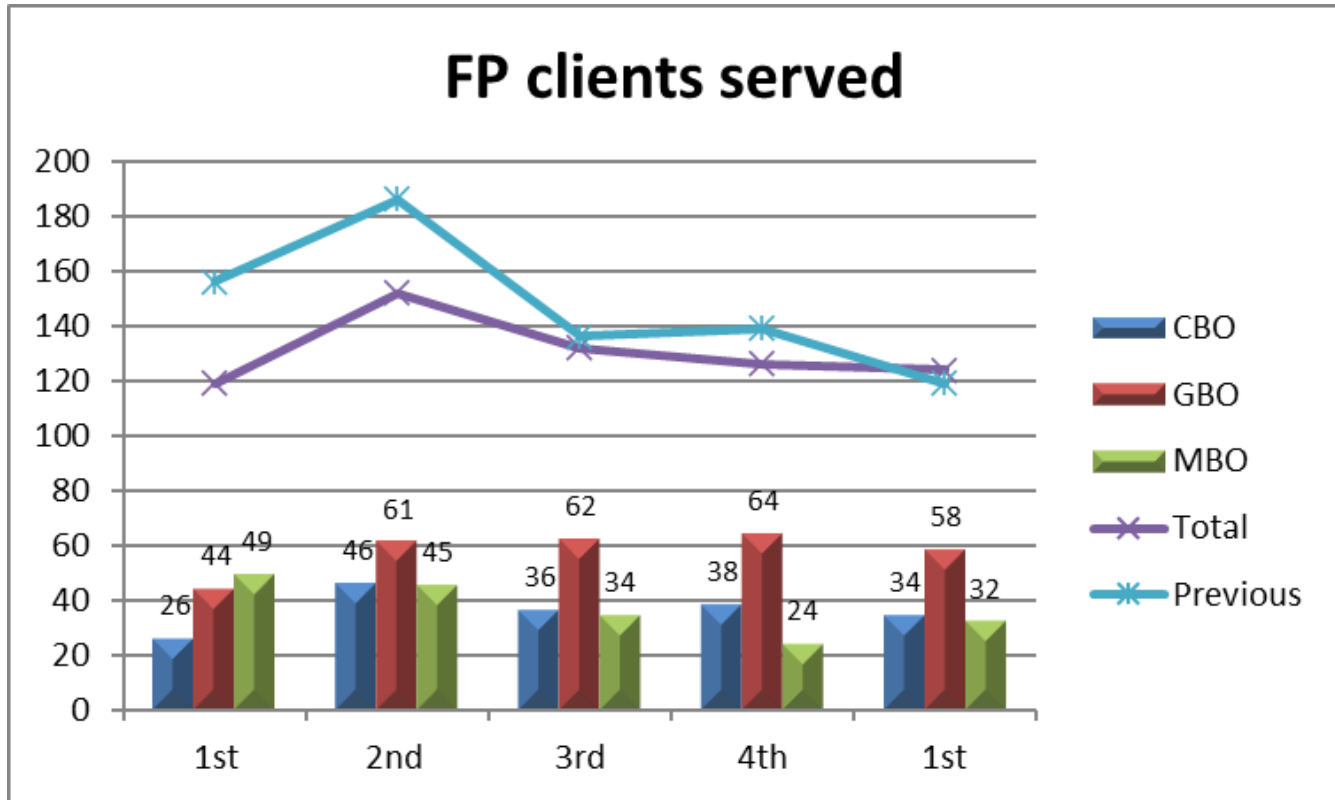
1st Quarter 2023-2024 Totals
presented to BOH

January 24, 2024

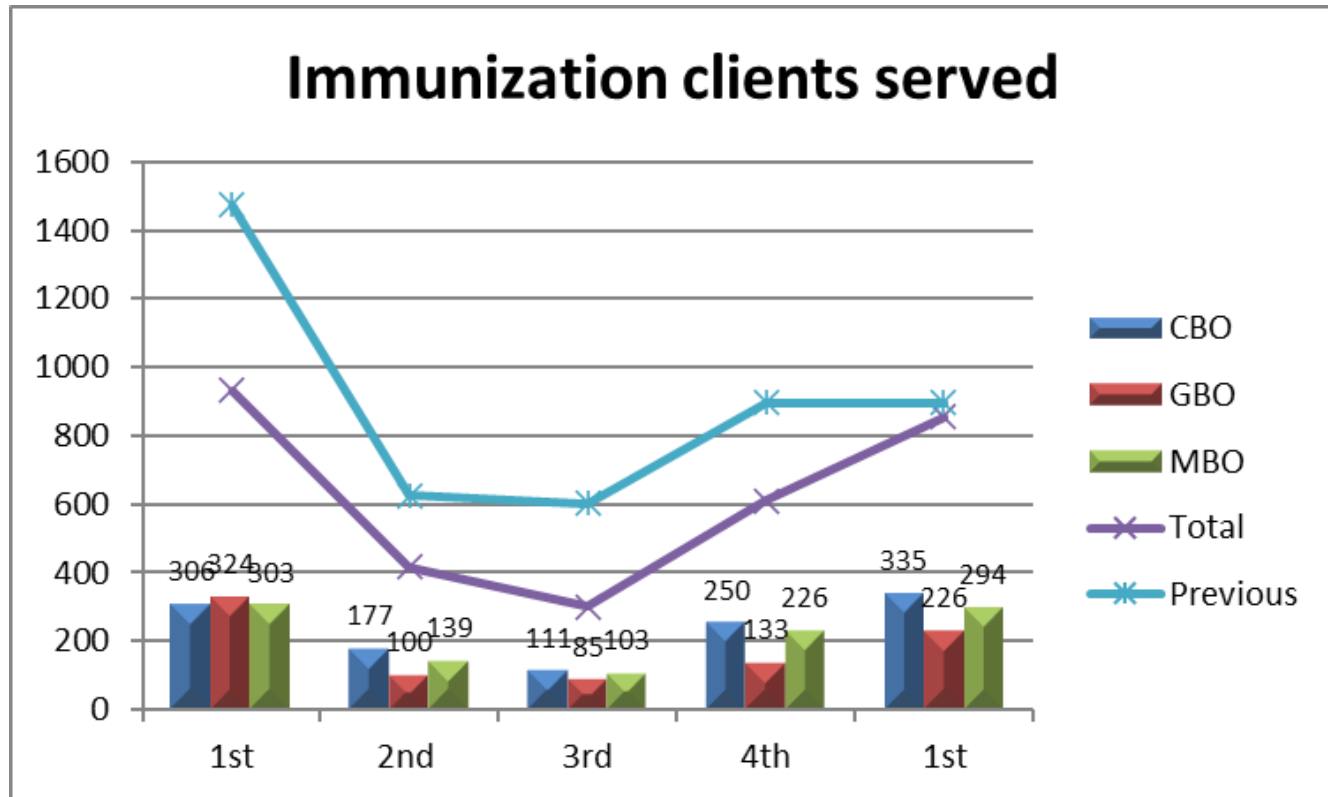
WIC



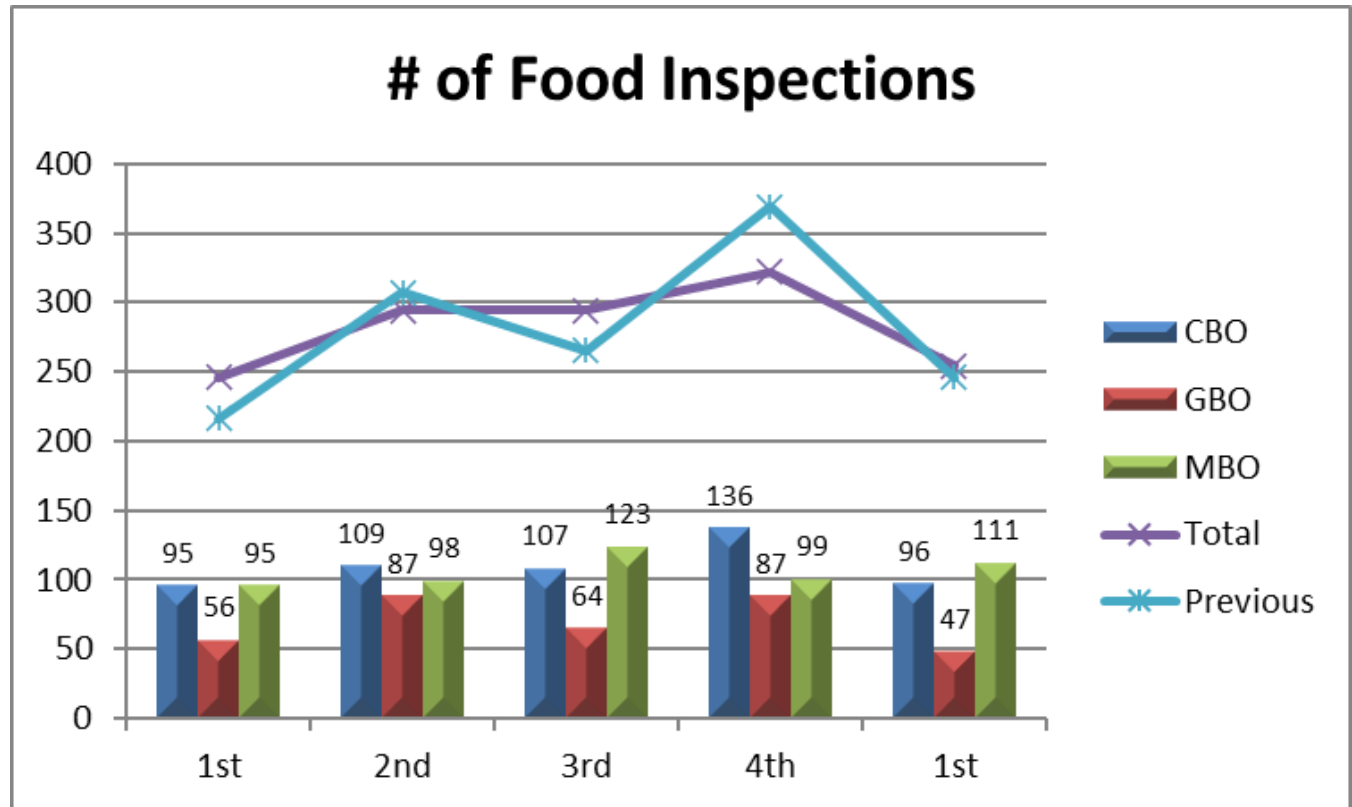
Family Planning



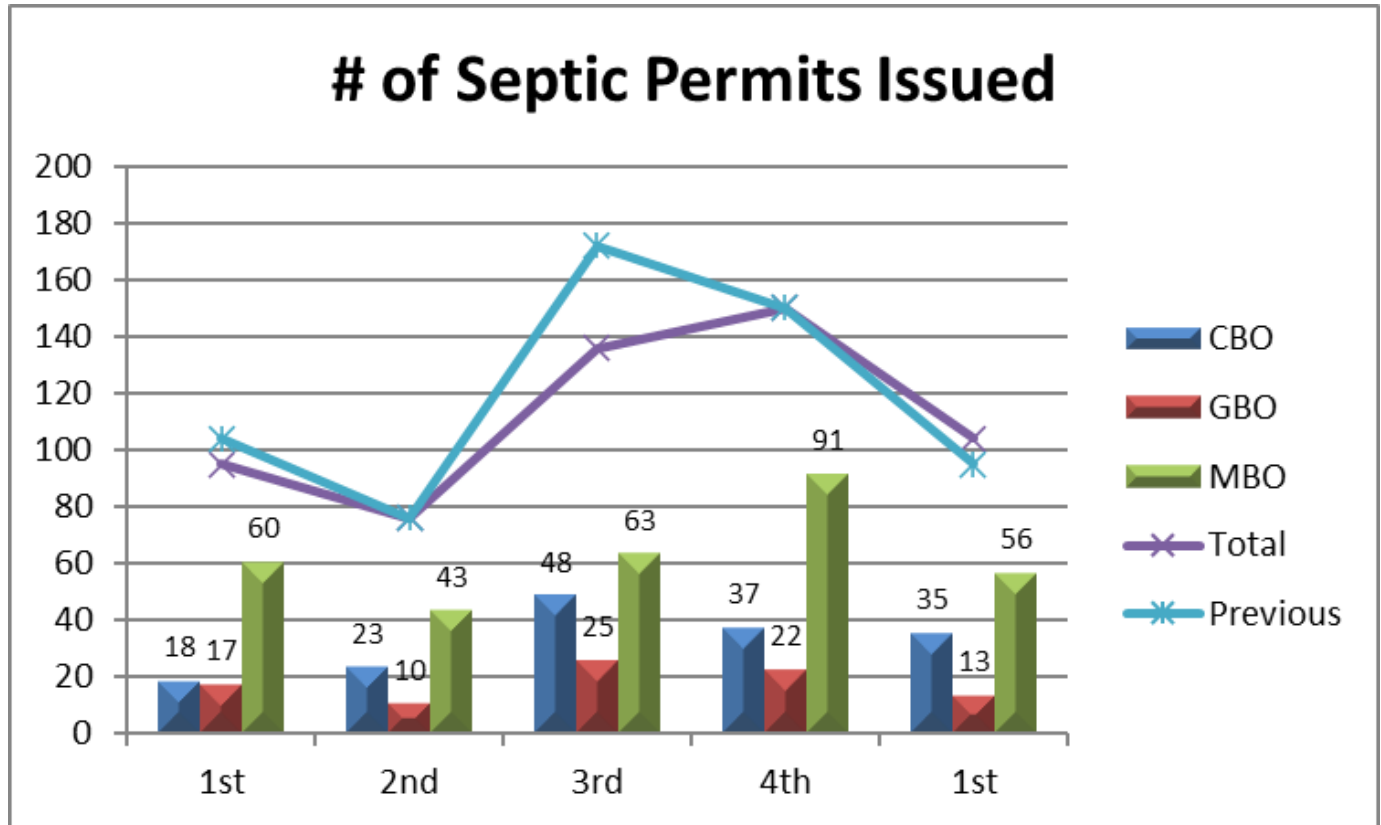
Immunizations



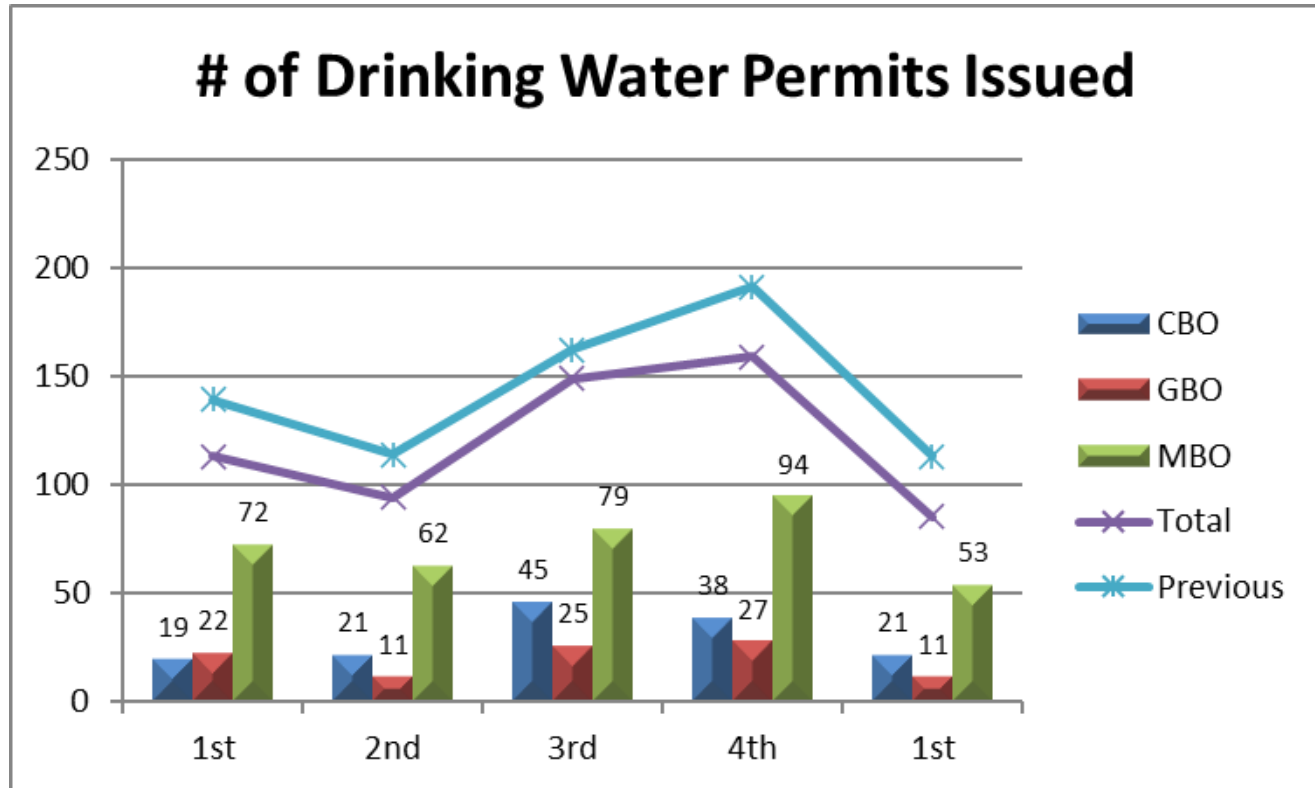
Food Service Sanitation Program



Onsite Wastewater Program

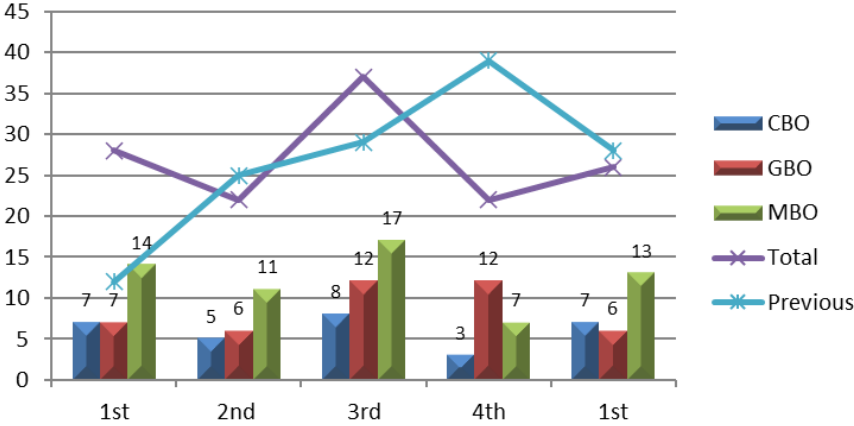


Drinking Water Program

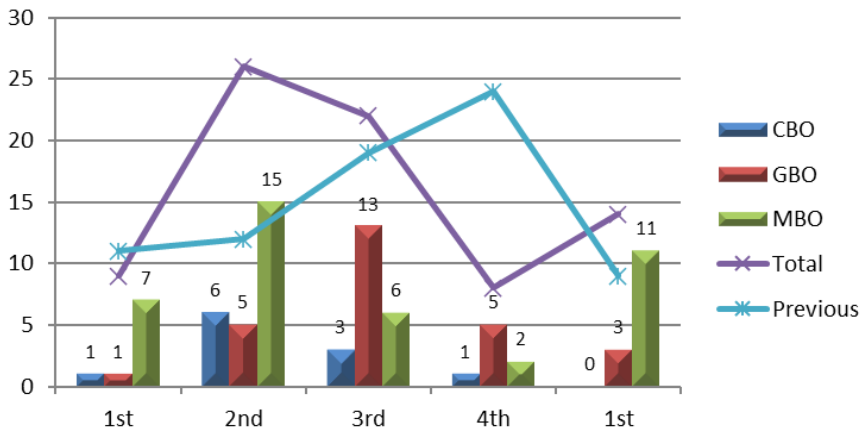


Nuisance Complaints

of Initial Visits



of Follow-up Visits



Quarterly Service Report
 Mid-Michigan District Health Department
 Community Health & Education Services
 District Wide (DW)

QTR Verified by Div Dir			
1st	2nd	3rd	4th
x			

COMMUNITY HEALTH & EDUCATION PROGRAMS	Clinton 2023/2024				Gratiot 2023/2024				Montcalm 2023/2024				DW Year To Date 2023/2024				YTD FY Total	FY Goal	DW Prev. Year to Date 2022/2023			
	1st	2nd	3rd	4th	1st	2nd	3rd	4th	1st	2nd	3rd	4th	1st	2nd	3rd	4th			1st	2nd	3rd	4th
WOMEN, INFANTS & CHILDREN																						
A. Clients Served	608				1002				1449				3059	0	0	0	3059	3099	3003	3032	3072	3127
B. Client Visits	562				770				1410				2742	0	0	0	2742	12000	2847	3132	3439	3242
FAMILY PLANNING																						
A. Clients Served	34				58				32				124	0	0	0	124	600	119	152	132	126
B. Client Visits	37				63				32				132	0	0	0	132	700	129	158	148	133
IMMUNIZATION																						
A. Clients Served	335				226				294				855	0	0	0	855	2500	933	416	299	609
B. Client Visits	366				254				321				941	0	0	0	941	3000	1113	512	335	632
C. Waivers Provided	43				8				44				95	0	0	0	95	N/A	94	42	53	241
D. Immunizations Administered	709				520				550				1779	0	0	0	1779	5000	1951	1097	692	1105
CHILDREN SPECIAL HEALTH CARE																						
A. Clients Served	159				105				244				508	0	0	0	508	720	437	454	426	493
B. Billable Client Contacts	37				16				30				83	0	0	0	83	360	62	60	53	95
C. Non-Billable Client Contacts	493				229				484				1206	0	0	0	1206	2500	937	1012	1029	1236
COMMUNICABLE DISEASE/TB CONTROL																						
A. Case Count	1221				727				748				2696	0	0	0	2696	N/A	3690	2694	1103	1602
SEXUALLY TRANSMITTED DISEASE CONTROL																						
A. Clients Served	7				18				15				40	0	0	0	40	N/A	35	45	34	28
B. Client Visits	7				18				15				40	0	0	0	40	N/A	35	55	34	28

Quarterly Service Report
 Mid-Michigan District Health Department
 Community Health & Education Services
 District Wide (DW)

QTR Verified by Div Dir			
1st	2nd	3rd	4th
x			

COMMUNITY HEALTH & EDUCATION PROGRAMS	Clinton 2023/2024				Gratiot 2023/2024				Montcalm 2023/2024				DW Year To Date 2023/2024				YTD FY Goal	FY Goal	DW Prev. Year to Date 2022/2023			
	1st	2nd	3rd	4th	1st	2nd	3rd	4th	1st	2nd	3rd	4th	1st	2nd	3rd	4th			1st	2nd	3rd	4th
HEARING SCREENING																						
A. # of Screenings	1250				915				1734				3899	0	0	0	3899	8000	2843	3016	1874	836
VISION SCREENING																						
A. # of Screenings	970				1060				1792				3822	0	0	0	3822	12200	3714	5453	3528	969
ORAL HEALTH																						
A. # of fluoride varnish Clients Served during Clinic	0				43				49				92	0	0	0	92	400	5	38	11	53
B. # of kindergarten assessments	173				128				215				516	0	0	0	516	1600	811	92	339	262
BLOOD LEAD																						
A. # of elevated BL levels (VBLL ≥3.5)	14				5				35				54	0	0	0	54	N/A	6	2	10	53
B. # in case management	5				4				15				24	0	0	0	24	N/A	2	10	4	12
BREAST & CERVICAL CANCER CONTROL																						
A. Clients Served	2				4								6	0	0	0	6	30	7	2	1	4
HIV SCREENING																						
A. Clients Served	9				14				16				39	0	0	0	39	N/A	26	36	31	25

NOTES

STI: there were 7 clients served & 7 visits from Shiawassee that were not included in the data.
FP: there were 8 clients & 8 visits from Shiawassee that were not included in the data.

Quarterly Service Report
 Mid-Michigan District Health Department
 Environmental Health Services
 District Wide (DW)

QTR Verified by Div Dir			
1st	2nd	3rd	4th
x			

ENVIRONMENTAL HEALTH PROGRAMS	Clinton 2023/2024				Gratiot 2023/2024				Montcalm 2023/2024				DW Year To Date 2023/2024				YTD FY Total	FY Goal	DW Prev. Year to Date 2022/2023			
	1st	2nd	3rd	4th	1st	2nd	3rd	4th	1st	2nd	3rd	4th	1st	2nd	3rd	4th			1st	2nd	3rd	4th
FOOD SERVICE SANITATION																						
A. # of Licensed Establishments (Fixed, Mobile)	207				138				207				552	0	0	0	552	535	540	540	535	549
B. # of Temporary Food Licenses	8				14				6				28	0	0	0	28	176	33	8	60	100
C. # of Completed Inspections (Fixed, Mobile)	96				47				111				254	0	0	0	254	N/A	246	294	294	322
1. Routine	81				40				100				221	0	0	0	221	N/A	203	257	272	199
2. Follow-up	15				7				11				33	0	0	0	33	N/A	33	37	22	23
E. Licensed Establishment Plan Review	9				1				3				13	0	0	0	13	24	7	13	21	18
F. Enforcement Activities	1				0				0				1	0	0	0	1	N/A	0	0	4	0
G. # of Advanced Food Training Participants	35				0				11				46	0	0	0	46	100	73	31	76	41
ON-SITE SEWAGE DISPOSAL																						
A. # of Permit Applications Issued	35				13				56				104	0	0	0	104	553	95	76	136	150
B. Parcels Evaluated	36				16				83				135	0	0	0	135	612	129	120	182	173
C. Inspections Conducted during and/or after construction	54				51				82				187	0	0	0	187	N/A	146	67	150	172
WATER QUALITY CONTROL (Private, Public, Non-Comm)																						
A. # of Permit Applications Issued	21				11				53				85	0	0	0	85	686	113	94	149	159
B. # of Site Inspections of Completed Water Well Systems	11				16				39				66	0	0	0	66	100%	87	84	96	97
C. # of Approvals Issued for Newly Completed Water Well Systems	0				6				19				25	0	0	0	25	80%	116	63	18	53
NUISANCE ABATEMENT																						
A. # of Complaints Submitted	13				6				12				31	0	0	0	31	N/A	36	28	58	42
1. Initial Visit	7				6				13				26	0	0	0	26	N/A	28	22	37	22
2. Follow-up Visit	0				3				11				14	0	0	0	14	N/A	9	26	22	8



Mid-Michigan District
HEALTH DEPARTMENT

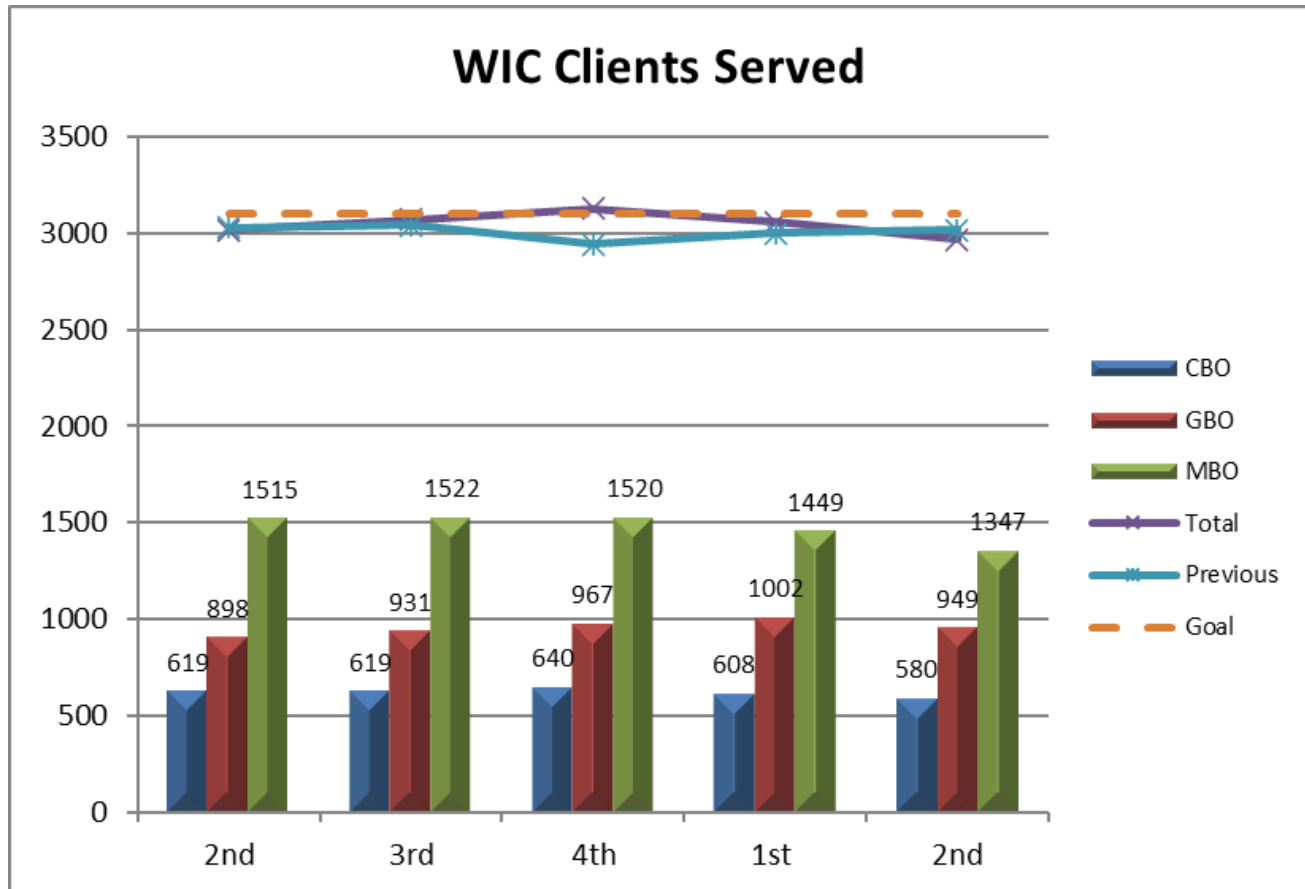
CLINTON • GRATIOT • MONTCALM

Quarterly Service Report

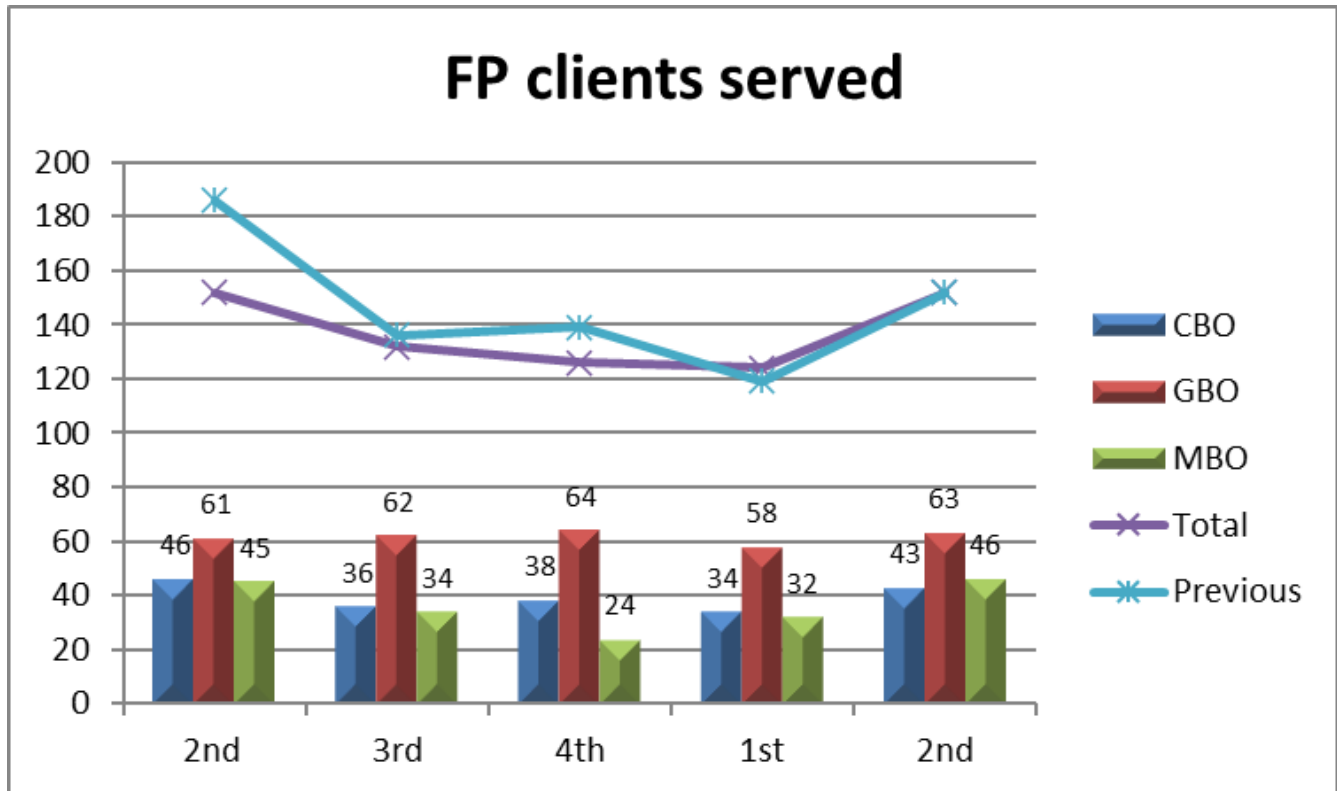
2nd Quarter 2023-2024 Totals
presented to BOH

April 24, 2024

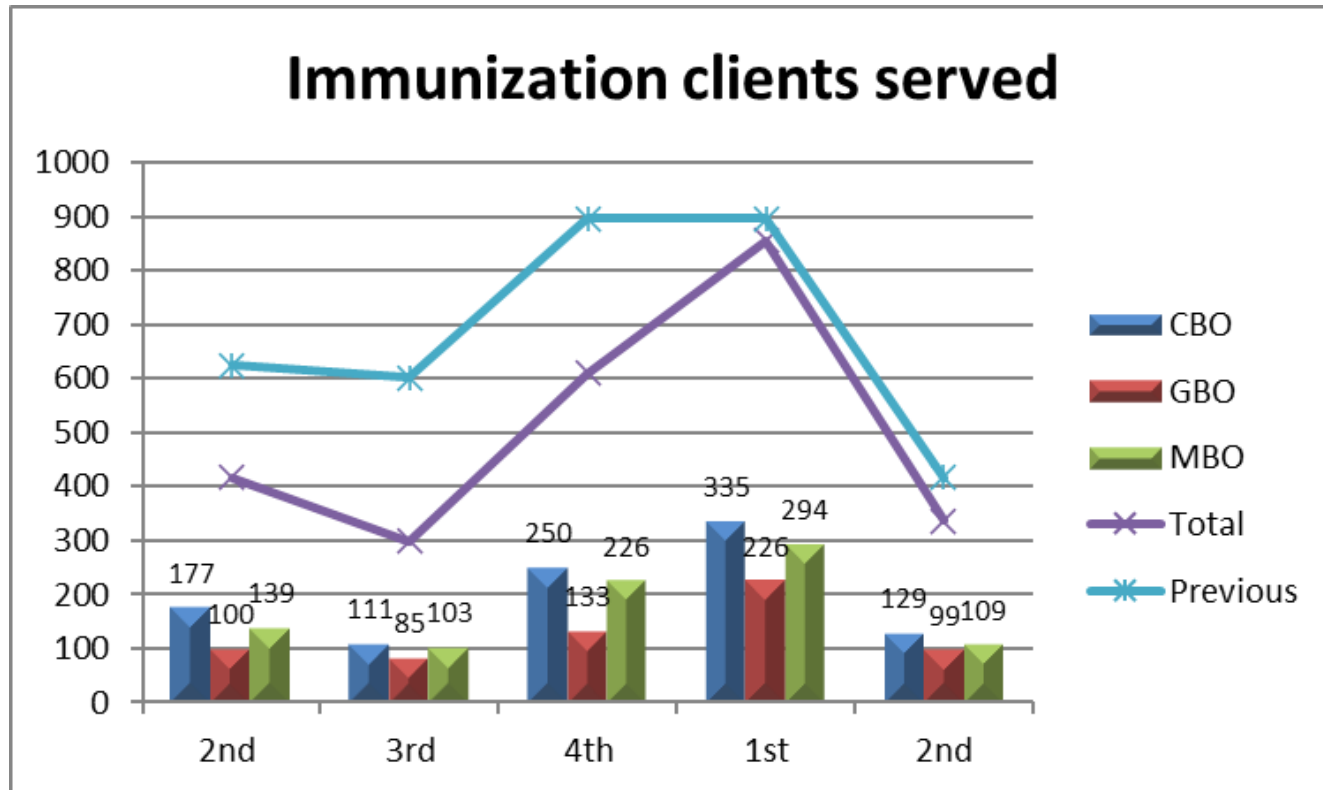
WIC



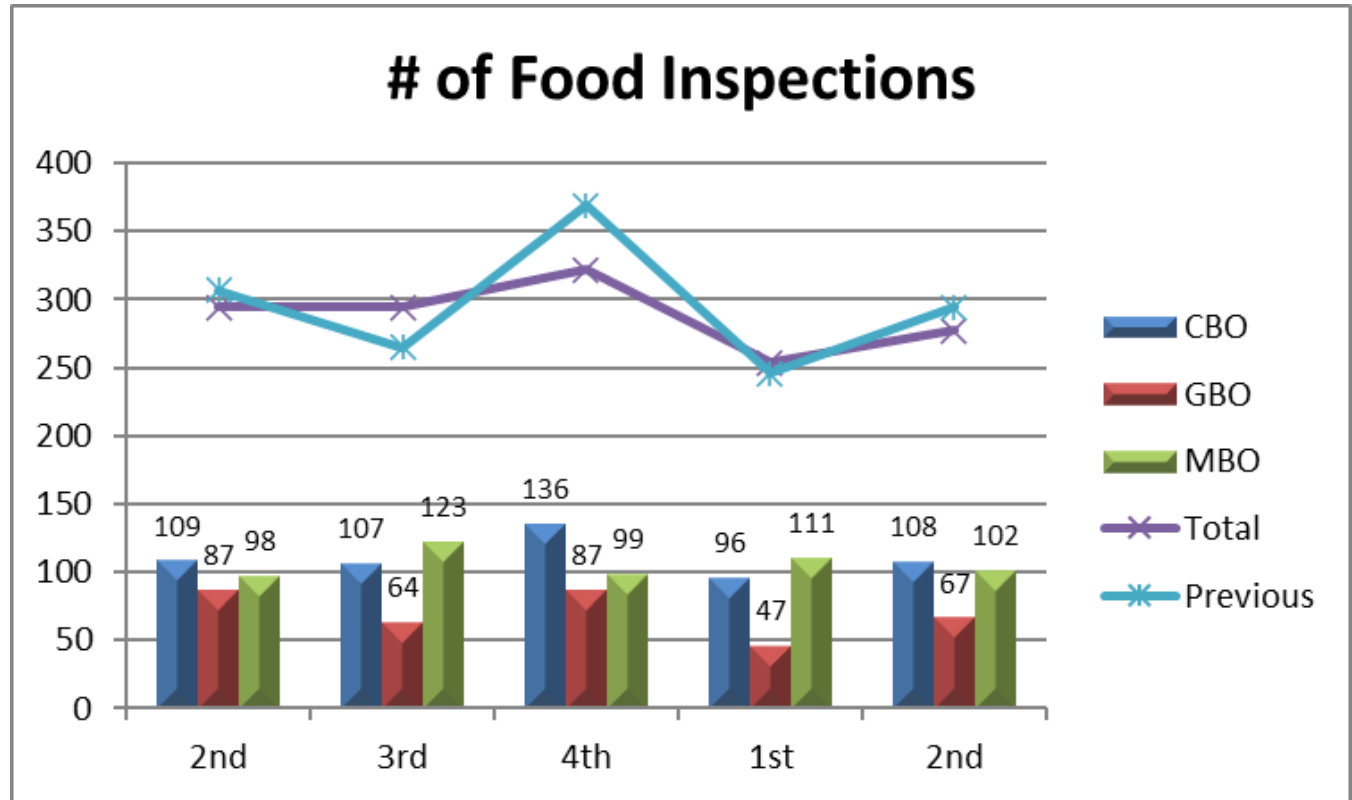
Family Planning



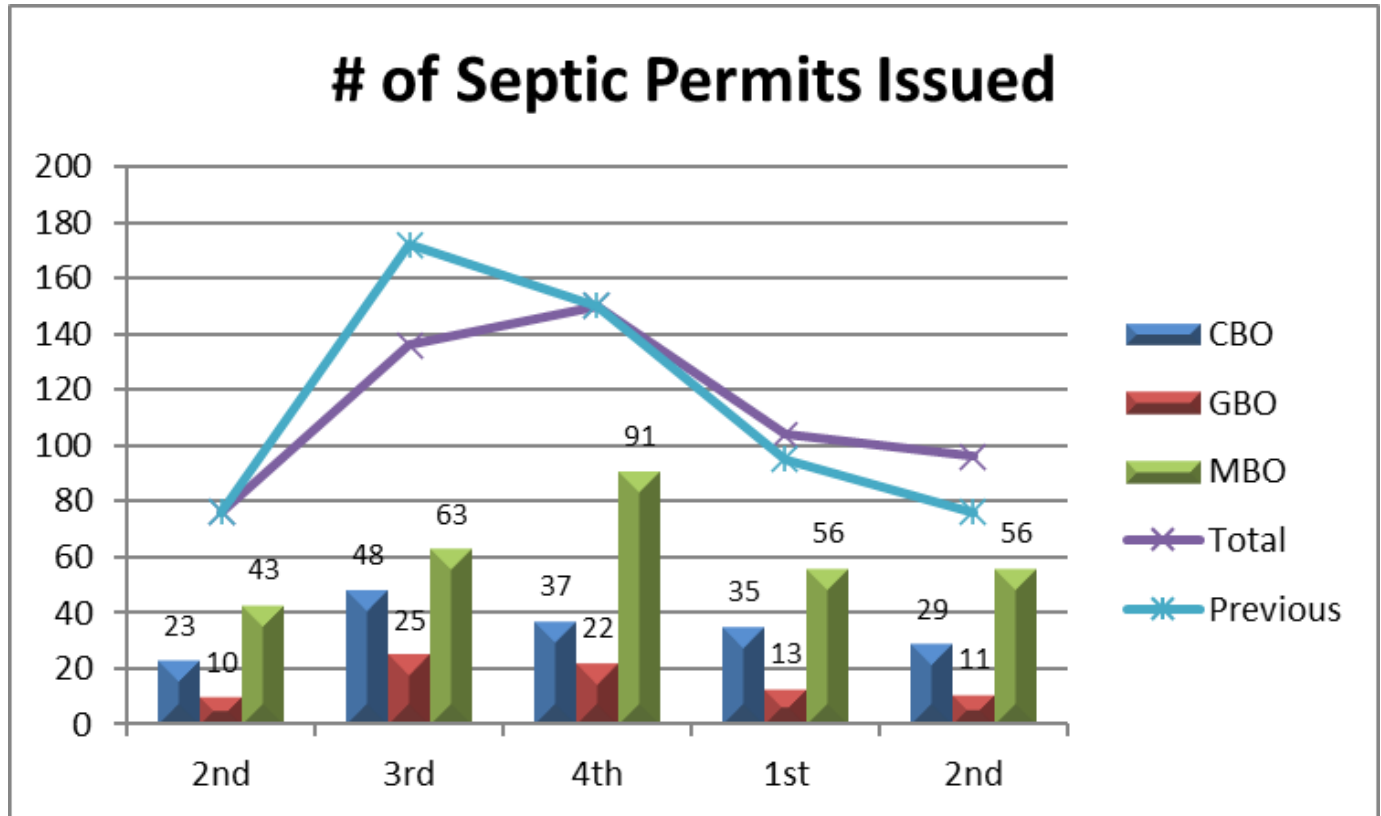
Immunizations



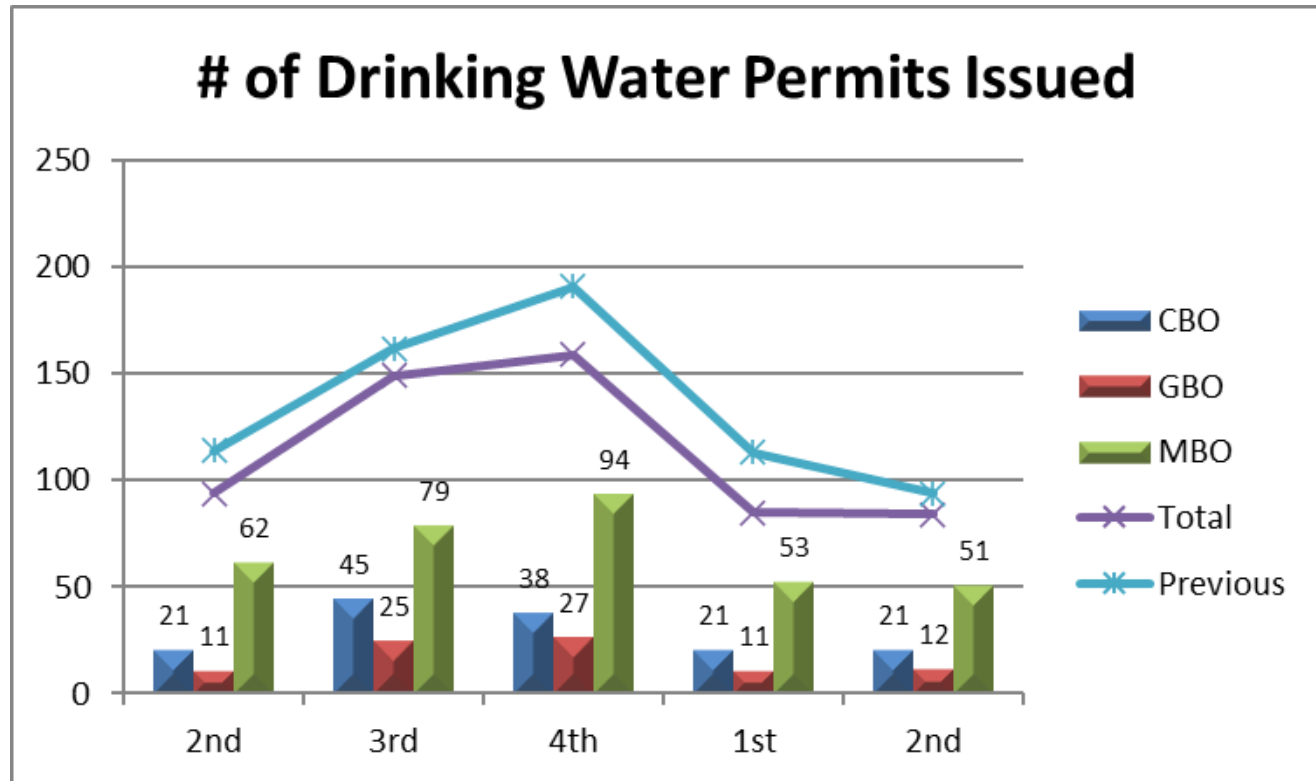
Food Service Sanitation Program



Onsite Wastewater Program

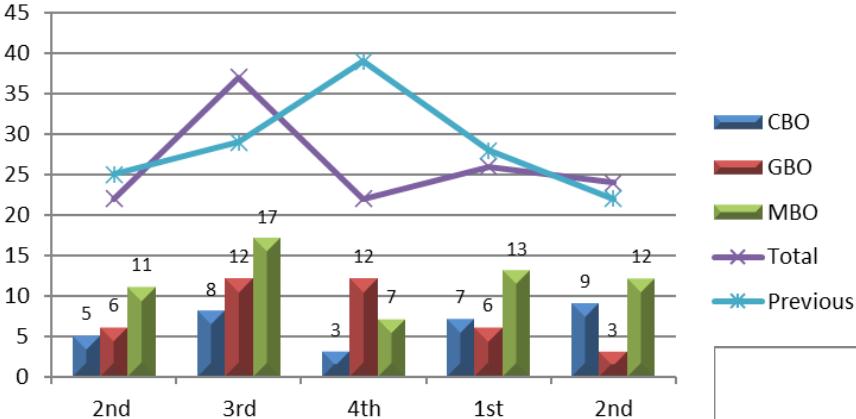


Drinking Water Program

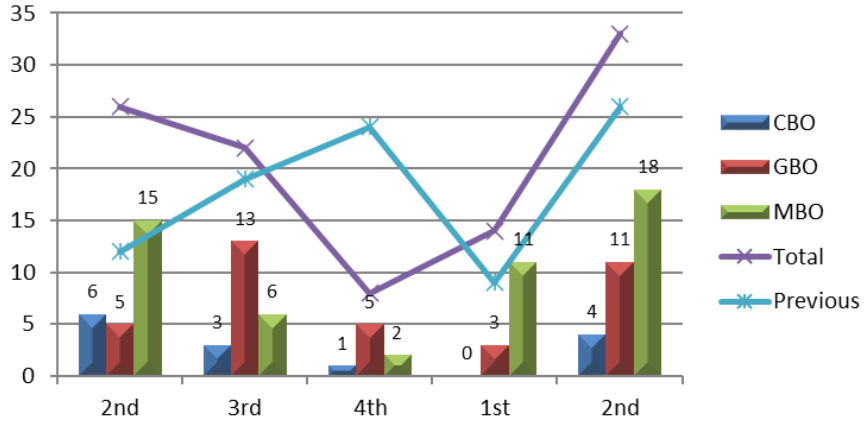


Nuisance Complaints

of Initial Visits



of Follow-up Visits



Quarterly Service Report
 Mid-Michigan District Health Department
 Community Health & Education Services
 District Wide (DW)

QTR Verified by Div Dir			
1st	2nd	3rd	4th
x	x		

COMMUNITY HEALTH & EDUCATION PROGRAMS	Clinton 2023/2024				Gratiot 2023/2024				Montcalm 2023/2024				DW Year To Date 2023/2024				YTD FY Total	FY Goal	DW Prev. Year to Date 2022/2023					
	1st	2nd	3rd	4th	1st	2nd	3rd	4th	1st	2nd	3rd	4th	1st	2nd	3rd	4th			1st	2nd	3rd	4th		
WOMEN, INFANTS & CHILDREN																								
A. Clients Served	608	580			1002	949			1449	1347			3059	2876	0	0	2968	3099	3003	3032	3072	3127		
B. Client Visits	562	578			770	775			1410	1591			2742	2944	0	0	5686	12000	2847	3132	3439	3242		
FAMILY PLANNING																								
A. Clients Served	34	43			58	63			32	46			124	152	0	0	220	600	119	152	132	126		
B. Client Visits	37	53			63	70			32	50			132	173	0	0	305	700	129	158	148	133		
IMMUNIZATION																								
A. Clients Served	335	129			226	99			294	109			855	337	0	0	1139	2500	933	416	299	609		
B. Client Visits	366	143			254	113			321	124			941	380	0	0	1321	3000	1113	512	335	632		
C. Waivers Provided	43	20			8	6			44	17			95	43	0	0	138	N/A	94	42	53	241		
D. Immunizations Administered	709	392			520	273			550	295			1779	960	0	0	2739	5000	1951	1097	692	1105		
CHILDREN SPECIAL HEALTH CARE																								
A. Clients Served	159	213			105	107			244	269			508	589	0	0	864	720	437	454	426	493		
B. Billable Client Contacts	37	58			16	13			30	25			83	96	0	0	179	360	62	60	53	95		
C. Non-Billable Client Contacts	493	694			229	301			484	596			1206	1591	0	0	2797	2500	937	1012	1029	1236		
COMMUNICABLE DISEASE/TB CONTROL																								
A. Case Count	1221	958			727	568			748	580			2696	2106	0	0	4802	N/A	3690	2694	1103	1602		
SEXUALLY TRANSMITTED DISEASE CONTROL																								
A. Clients Served	7	12			18	14			15	14			40	40	0	0	80	N/A	35	45	34	28		
B. Client Visits	7	12			18	14			15	14			40	40	0	0	80	N/A	35	55	34	28		

Quarterly Service Report
 Mid-Michigan District Health Department
 Community Health & Education Services
 District Wide (DW)

QTR Verified by Div Dir			
1st	2nd	3rd	4th
x	x		

COMMUNITY HEALTH & EDUCATION PROGRAMS	Clinton 2023/2024				Gratiot 2023/2024				Montcalm 2023/2024				DW Year To Date 2023/2024				YTD FY Goal	FY Goal	DW Prev. Year to Date 2022/2023			
	1st	2nd	3rd	4th	1st	2nd	3rd	4th	1st	2nd	3rd	4th	1st	2nd	3rd	4th			1st	2nd	3rd	4th
HEARING SCREENING																						
A. # of Screenings	1250	1393			915	642			1734	1080			3899	3115	0	0	7014	8000	2843	3016	1874	836
VISION SCREENING																						
A. # of Screenings	970	2239			1060	1329			1792	2060			3822	5628	0	0	9450	12200	3714	5453	3528	969
ORAL HEALTH																						
A. # of fluoride varnish Clients Served during Clinic	0	0			43	9			49	62			92	71	0	0	163	400	5	38	11	53
B. # of kindergarten assessments	173	62			128	148			215	32			516	242	0	0	758	1600	811	92	339	262
BLOOD LEAD																						
A. # of elevated BL levels (VBLL ≥3.5)	14	21			5	15			35	50			54	86	0	0	140	N/A	6	2	10	53
B. # in case management	5	3			4	1			15	1			24	5	0	0	24	N/A	2	10	4	12
BREAST & CERVICAL CANCER CONTROL																						
A. Clients Served	2	1			4	3							6	4	0	0	10	30	7	2	1	4
HIV SCREENING																						
A. Clients Served	9	16			14	16			16	12			39	44	0	0	83	N/A	26	36	31	25

NOTES

STI: there were 5 clients served & 5 visits from Shiawassee that were not included in the data.

FP: there were 11 clients & 12 visits from Shiawassee that were not included in the data.

Quarterly Service Report
 Mid-Michigan District Health Department
 Environmental Health Services
 District Wide (DW)

QTR Verified by Div Dir			
1st	2nd	3rd	4th
x	x		

ENVIRONMENTAL HEALTH PROGRAMS	Clinton 2023/2024				Gratiot 2023/2024				Montcalm 2023/2024				DW Year To Date 2023/2024				YTD FY Total	FY Goal	DW Prev. Year to Date 2022/2023			
	1st	2nd	3rd	4th	1st	2nd	3rd	4th	1st	2nd	3rd	4th	1st	2nd	3rd	4th			1st	2nd	3rd	4th
FOOD SERVICE SANITATION																						
A. # of Licensed Establishments (Fixed, Mobile)	207	208			138	138			207	210			552	556	0	0	556	535	540	540	535	549
B. # of Temporary Food Licenses	8	3			14	1			6	2			28	6	0	0	34	176	33	8	60	100
C. # of Completed Inspections (Fixed, Mobile)	96	108			47	67			111	102			254	277	0	0	531	N/A	246	294	294	322
1. Routine	81	97			40	63			100	84			221	244	0	0	465	N/A	203	257	272	199
2. Follow-up	15	11			7	4			11	18			33	33	0	0	66	N/A	33	37	22	23
E. Licensed Establishment Plan Review	9	1			1	2			3	3			13	6	0	0	19	24	7	13	21	18
F. Enforcement Activities	1	0			0	0			0	1			1	1	0	0	2	N/A	0	0	4	0
G. # of Advanced Food Training Participants	35	17			0	0			11	0			46	17	0	0	63	100	73	31	76	41
ON-SITE SEWAGE DISPOSAL																						
A. # of Permit Applications Issued	35	29			13	11			56	56			104	96	0	0	200	553	95	76	136	150
B. Parcels Evaluated	36	35			16	13			83	76			135	124	0	0	259	612	129	120	182	173
C. Inspections Conducted during and/or after construction	54	21			51	10			82	78			187	109	0	0	296	N/A	146	67	150	172
WATER QUALITY CONTROL (Private, Public, Non-Comm)																						
A. # of Permit Applications Issued	21	21			11	12			53	51			85	84	0	0	169	686	113	94	149	159
B. # of Site Inspections of Completed Water Well Systems	11	12			16	8			39	44			66	64	0	0	130	100%	87	84	96	97
C. # of Approvals Issued for Newly Completed Water Well Systems	0	6			6	13			19	27			25	46	0	0	71	80%	116	63	18	53
NUISANCE ABATEMENT																						
A. # of Complaints Submitted	13	11			6	8			12	13			31	32	0	0	63	N/A	36	28	58	42
1. Initial Visit	7	9			6	3			13	12			26	24	0	0	50	N/A	28	22	37	22
2. Follow-up Visit	0	4			3	11			11	18			14	33	0	0	47	N/A	9	26	22	8